




POWER OF SIMPLICITY

Envelop Printing



Alpha Automation Pvt. Ltd.

Head Office

336-Madhva Plaza, Opp. SBI Bank,

Nr. Lal Bungalow, JAMNAGAR –Gujarat (India)

Phone No. : +91-288-2660530/31, +91-9099908115, 9825098442

Email : tdl@aaplautomation.com

Branch Office

Rajkot : 807-Dhanrajni Complex, Nr. Hotel Imperial Palace, Dr. Yagnik Road, RAJKOT (Gujarat).

Gandhidham : 92-GMA Building, 2nd Floor, Plot No. -297, Sector-12B. GANDHIDHAM (Gujarat)

© 2012 Alpha Automation Pvt. Ltd.. All rights reserved.

Tally, Tally 9, Tally9, Tally.ERP, Tally.ERP 9, Shoper, Shoper 9, Shoper POS, Shoper HO, Shoper 9 POS, Shoper 9 HO, Tally Developer, Tally. Developer 9, Tally.NET, Tally Development Environment, Tally Extender, Tally Integrator, Tally Integrated Network, Tally Service Partner, Tally Academy & Power of Simplicity are either registered trademarks or trademarks of Tally Solutions Pvt. Ltd. in India and/or other countries. All other trademarks are properties of their respective owners.

Version: Alpha Automation Pvt. Ltd. / Envelop Printing /1.0/Dec-2012.

Envelop Printing

Introduction

This add-on facilitates the user to Print Envelop from Ledger Master. This module gives option of configuring Envelop Height, Width, Space Top, Space Left for Two covers. This configuration will be used for Envelop Printing.

Important!

As a best practice it is advisable to back up your company data

Installation

1. Copy the TCP file in Tally.ERP9 Folder.
2. Gateway of Tally → F12→ Product & Features → F4 (Manage Local TDL) → Select Yes in Load TDL on Start up and give the file name of TCP File. After pressing the Enter Key will show TDL Status which should be Active.

System requirements:

No additional hardware / software infrastructure is required for executing and operation this applications module

Setup Guide

For Tally.ERP 9 Series A Release 3.2 and above

Go to **Gateway of Tally > F11: Features > Add-on Features**

Set “Yes” to the options “Enable Envelop Printing ?”

Company: Abc Company Ltd

Add-On Features

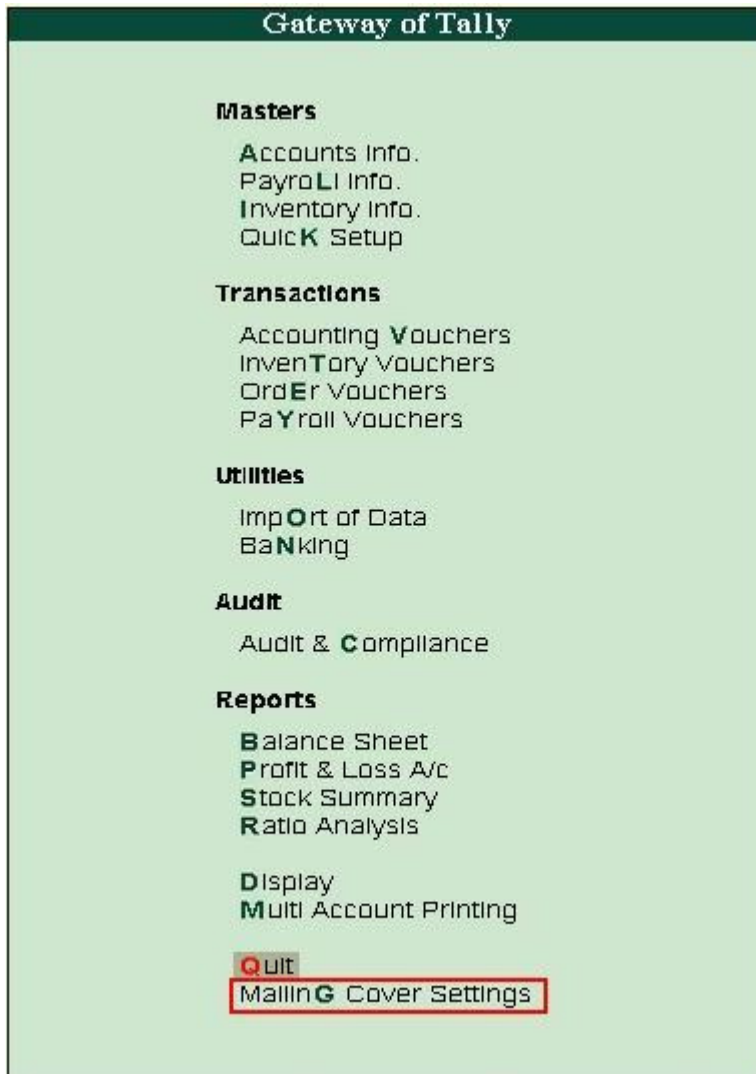
Enable Envelop Printing ?	Yes
---------------------------	------------

Click on Shop button to buy Add-Ons

F1: Accounts **F2:** Inventory **F3:** Statutory **F4:** Tally.NET **F5:** Audit **F6:** Add-Ons

Detailed User Guide:

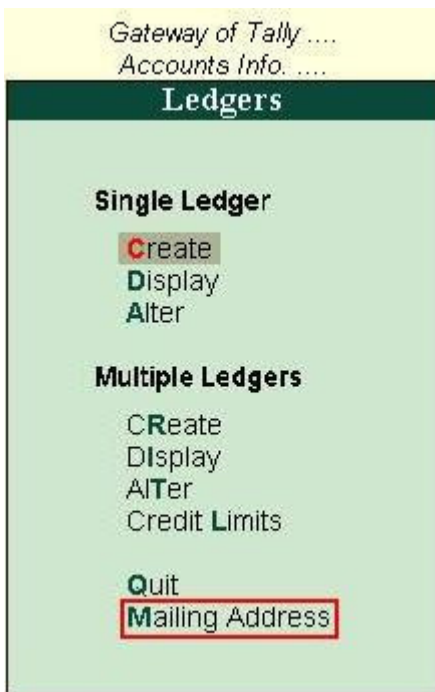
1) Navigate thru **Gateway of Tally → Mailing Cover Setting.**



2) Configure both the Envelop. Give all the value in MM only.

Cover1 Height (mm)	150
Cover1 Width (mm)	280
Label1 Left (mm)	120
Label1 Top (mm)	80
Cover2 Height (mm)	150
Cover2 Width (mm)	180
Label2 Left (mm)	100
Label2 Top (mm)	80

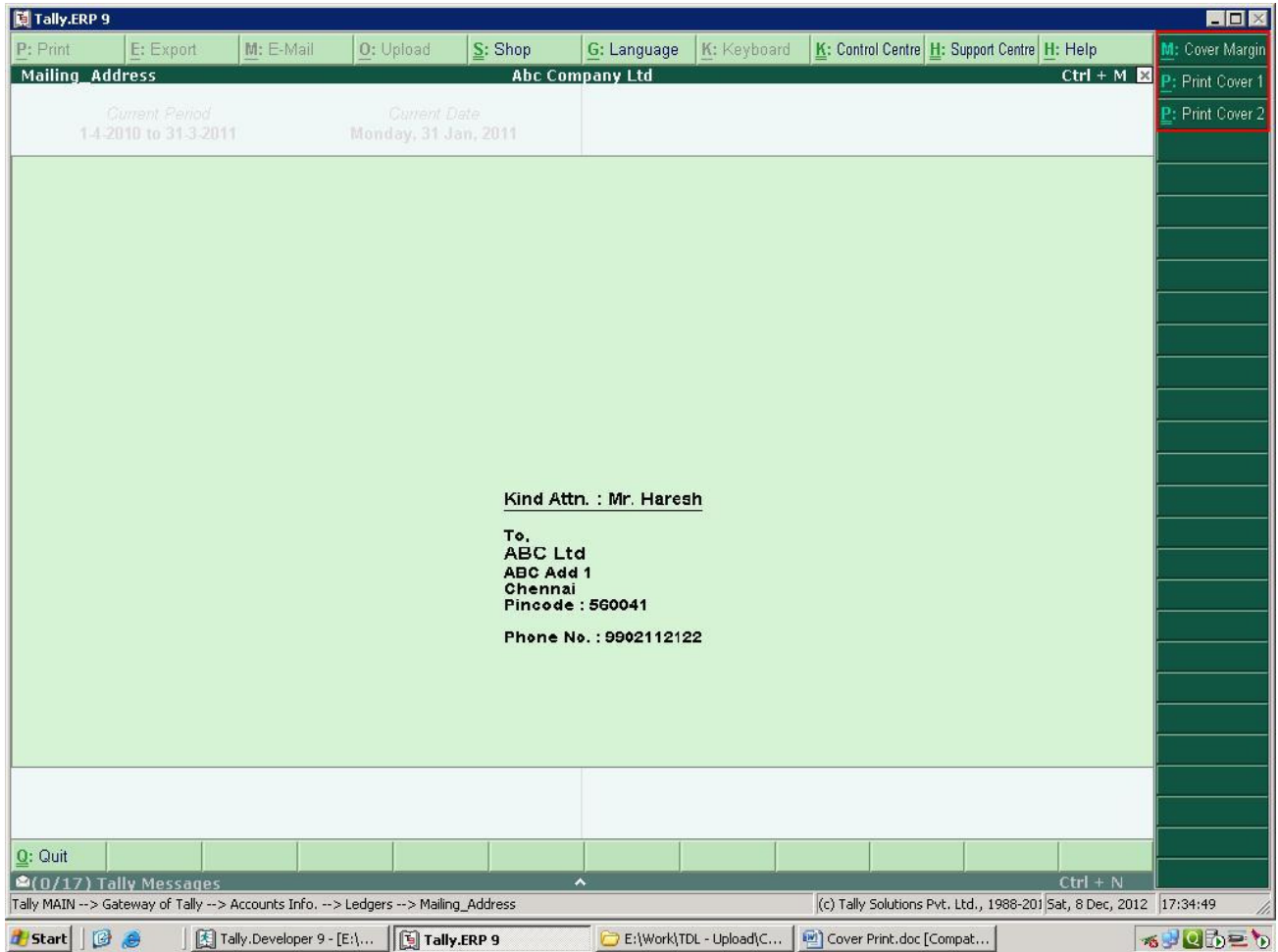
3] Navigate thru **Gateway of Tally** → **Accounts Info** → **Ledgers** → **Mailing Address** as :



4] Select Require Party Ledger Name as :

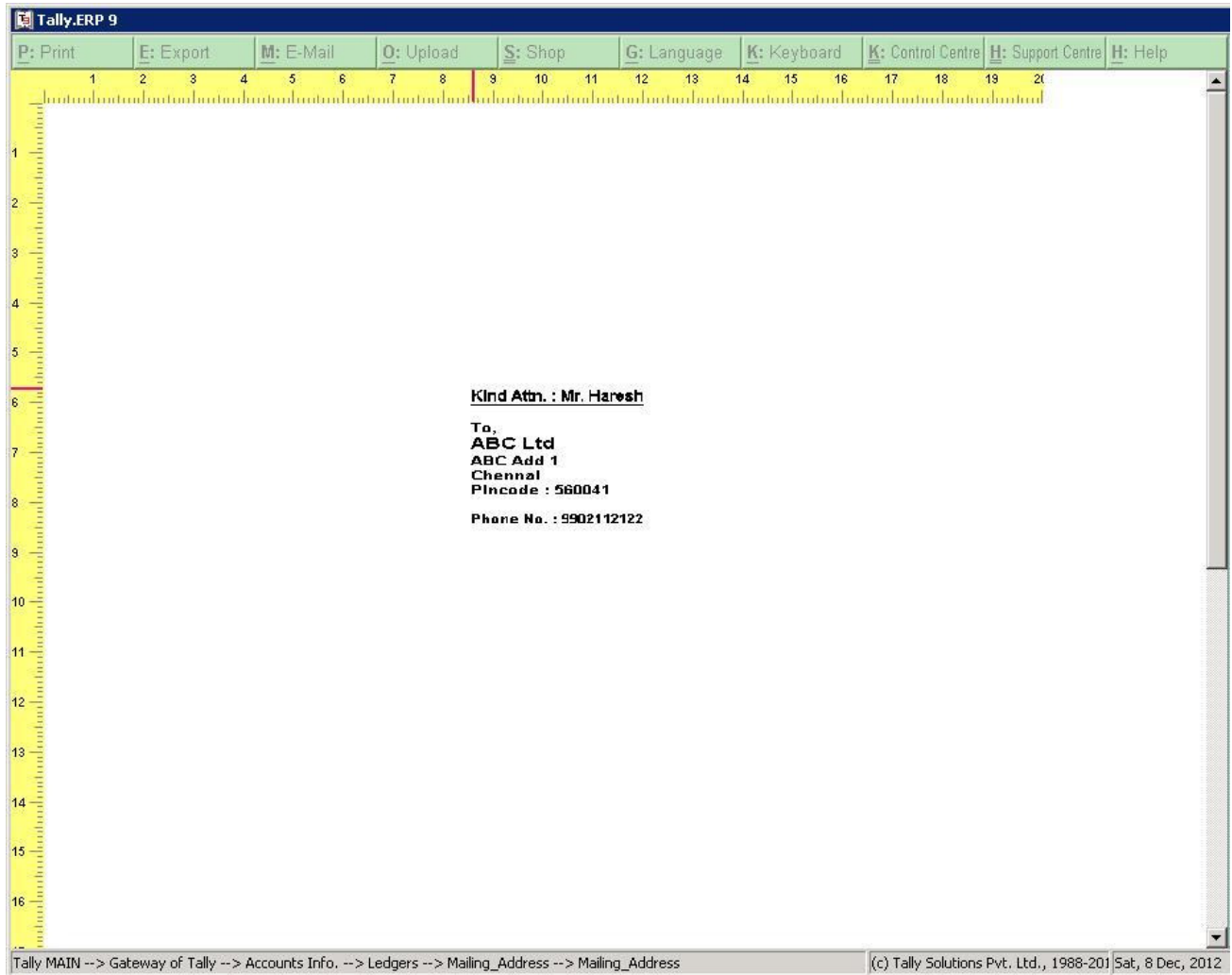
Abc Company Ltd	
Name of Ledger	
[REDACTED]	
List of Ledgers	
ABC India Pvt. Ltd.	
Abhilash Loan A/c	
Accum. Dep. on Airconditioner	
Accum. Dep. on Building	
Accum. Dep. on Computer & Per.	
Accum. Dep. on Furn. & Fixt.	
Accum. Dep. on Motor Car	
Accum. Dep. on P & M - I	
Accum. Dep. on P & M - II	
ACICI	
Addl Out Put Vat @1%	
Advance Tax	
Advertisement Charges	
Adview Consultants	
Airconditioner	
Akshay Loan A/c	
Alias1	
Alias2	
Alias3	
All India Computer Institute	
Alpha Computers	
Amar Computer Peripherals	
Arvind Kumar	
Ashok Financiers	
Assembling Charges	
Avanthy Constructions	
Avdhesh Computers	
213 more ... ↓	
License	

5] This will display Mailing Address as :

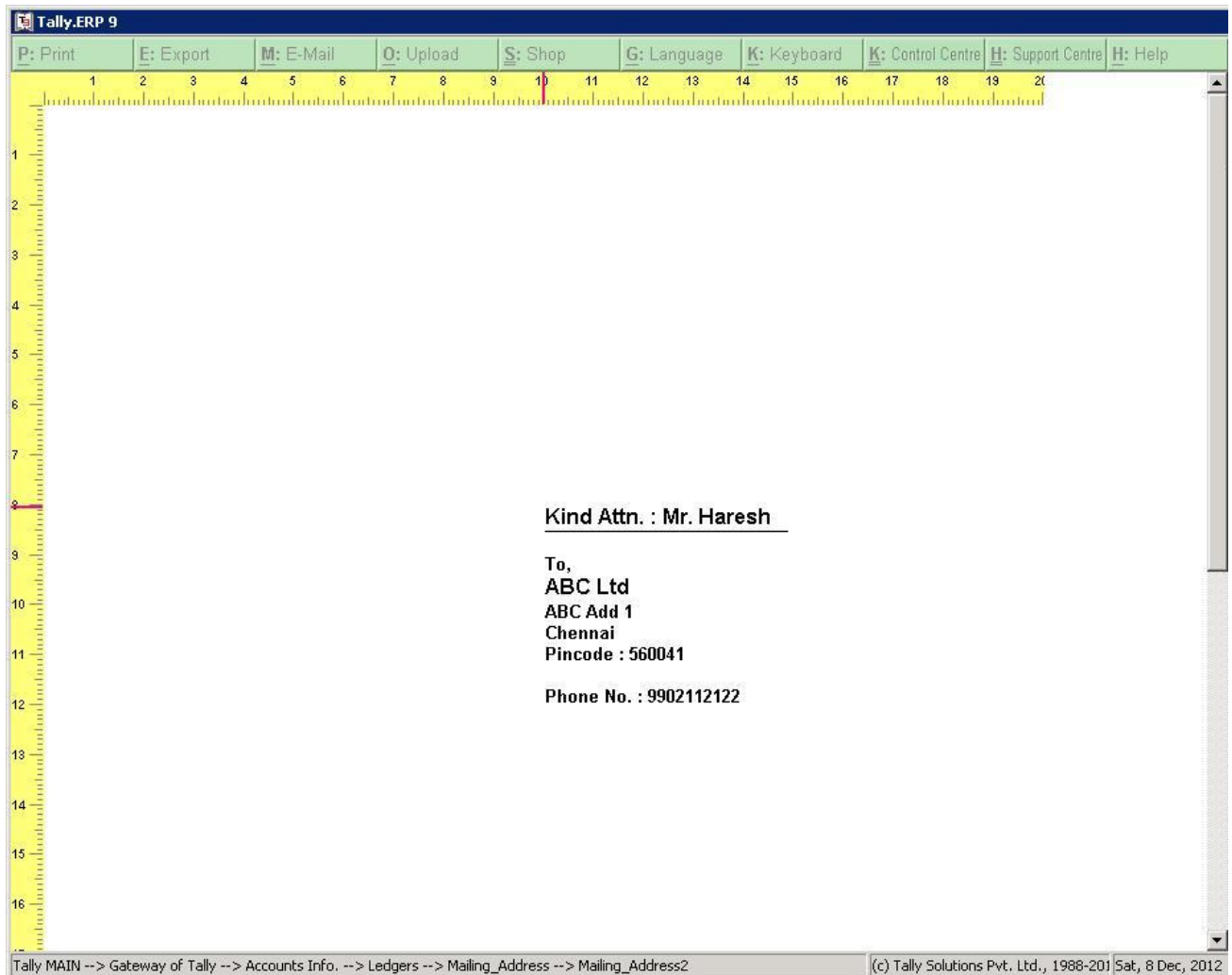


User has a option of Printing any of Cover from Two Cover configured. Option Alt+P is for Cover 1 Print. Ctrl+P is used for Cover 2 Print.

6] Envelop 1 will print like :



7] Envelop 2 will print like :



FAQ

Which version/releases of Tally.ERP 9 does the add-on support?

This add-on will work only with Tally.ERP 9 Series A, release 3.0 onwards.

How will I get support for this add-on?

For any functional support requirements please do write to us on tdl@aplautomation.com or call us at +91-288-2660530/31 or +91-9099908115/9825098442.

If I need some enhancement / changes to be incorporated for the add-on, whom should I contact?

Please to write to us on tdl@aplautomation.com with your additional requirements and we will revert to you in 24 hours.

Will new features added be available to us?

We offer one year availability of all support and new features free of cost. After one year, nominal subscription cost will be applicable to you to continue to get free support and updates.

What will happen after one year?

25% of the then MRP will be charged for one year of email support and versions (minor & major).