




POWER OF SIMPLICITY

Print Item Description in Sales Columnar Register



Alpha Automation Pvt. Ltd.

Head Office

336-Madhva Plaza, Opp. SBI Bank,

Nr. Lal Bungalow, JAMNAGAR –Gujarat (India)

Phone No. : +91-288-2660530/31, +91-9099908115, 9825098442

Email : tdl@aaplautomation.com

Branch Office

Rajkot : 807-Dhanrajni Complex, Nr. Hotel Imperial Palace, Dr. Yagnik Road, RAJKOT (Gujarat).

Gandhidham : 92-GMA Building, 2nd Floor, Plot No. -297, Sector-12B. GANDHIDHAM (Gujarat)

© 2012 Alpha Automation Pvt. Ltd.. All rights reserved.

Tally, Tally 9, Tally9, Tally.ERP, Tally.ERP 9, Shoper, Shoper 9, Shoper POS, Shoper HO, Shoper 9 POS, Shoper 9 HO, Tally Developer, Tally. Developer 9, Tally.NET, Tally Development Environment, Tally Extender, Tally Integrator, Tally Integrated Network, Tally Service Partner, Tally Academy & Power of Simplicity are either registered trademarks or trademarks of Tally Solutions Pvt. Ltd. in India and/or other countries. All other trademarks are properties of their respective owners.

Version: Alpha Automation Pvt. Ltd. / Print Item Description in Sales Columnar Register/1.0/ November-2015.

Print Item Description in Sales Columnar Register

Introduction

This module facilitates the user to Print Item Description in Sales Columnar Register.

Important!

As a best practice it is advisable to back up your company data

Installation

1. Copy the TCP file in Tally.ERP9 Folder.
2. Gateway of Tally → F12→ Product & Features → F4 (Manage Local TDL) → Select Yes in Load TDL on Start up and give the file name of TCP File. After pressing the Enter Key will show TDL Status which should be Active.

System requirements:

No additional hardware / software infrastructure is required for executing and operation this applications module

Setup Guide

For Tally.ERP 9 Series A Release 3.1 and below

Go to **Gateway of Tally > F11: Features > Add-on Features**

Set “Yes” to the option “Print Item Description in Sales Columnar Register?”

Company: Test Company			
<u>Accounting Features</u>			
<u>General</u>		<u>Invoicing</u>	
Integrate Accounts and Inventory	? Yes	Allow Invoicing	? Yes
Income/Expense Statement instead of P & L	? No	Enter Purchases in Invoice Format	? Yes
Allow Multi-Currency	? No	Use Debit/Credit Notes	? No
		Use Invoice mode for Credit Notes	? No
		Use Invoice mode for Debit Notes	? No
<u>Outstandings Management</u>		<u>Budgets & Scenario Management</u>	
Maintain Bill-wise Details (for Non-Trading A/cs also)	? Yes ? No	Maintain Budgets and Controls	? No
Activate Interest Calculation (use advanced parameters)	? No ? No	Use Reversing Journals & Optional Vouchers	? No
<u>Cost/Profit Centres Management</u>		<u>Other Features</u>	
Maintain Payroll	? No	Enable Cheque Printing	? Yes
Maintain Cost Centres	? No	Set/Alter Cheque Printing Configuration	? No
Use Cost Centre for Job Costing	? No	Allow Zero valued entries	? No
More than ONE Payroll / Cost Category	? No	Maintain Multiple Mailing Details for Company & Ledgers	? No
Use Pre-defined Cost Centre Allocations during Entry	? No	Set/Alter Company Mailing Details	? No
Show Opening Balance for Revenue Items in Reports	? No	Enable Company Logo	? No
		Print Item Description in Sales Columnar Register	? Yes

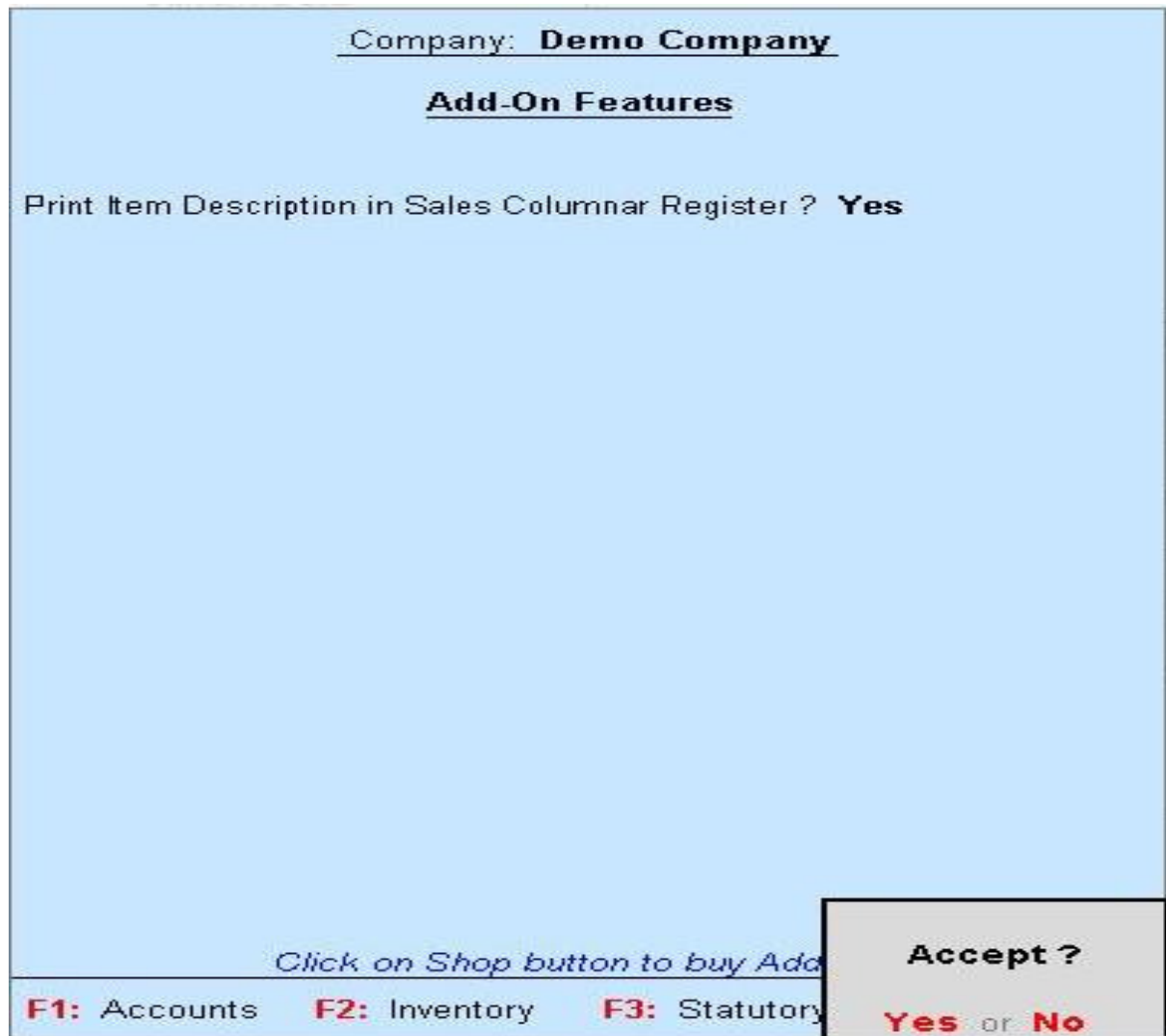
Accept ?
Yes or No

F1: Accounts F2: Inventory F3: Statutory

For Tally.ERP 9 Series A Release 3.2 and above

Go to **Gateway of Tally > F11: Features > Add-on Features**

Set “Yes” to the option “Print Item Description in Sales Columnar Register?”



The screenshot shows a light blue dialog box titled "Add-On Features" for the company "Demo Company". The option "Print Item Description in Sales Columnar Register?" is set to "Yes". At the bottom, there is a footer with the text "Click on Shop button to buy Add" and navigation options: "F1: Accounts", "F2: Inventory", and "F3: Statutory". A grey "Accept?" dialog box is overlaid in the bottom right corner, asking for "Yes or No" confirmation.

Company: Demo Company

Add-On Features

Print Item Description in Sales Columnar Register ? **Yes**

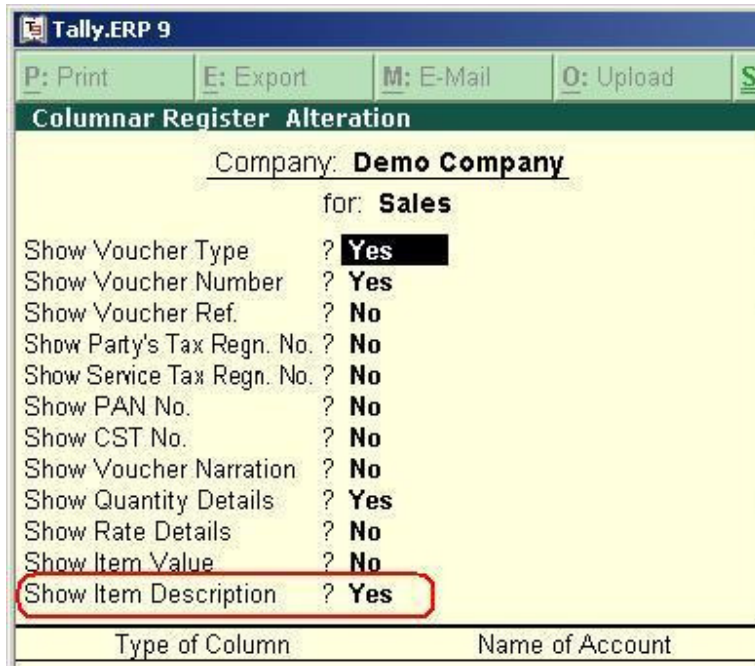
Click on Shop button to buy Add

F1: Accounts F2: Inventory F3: Statutory

Accept ?
Yes or No

Detailed User Guide:

- 1) Navigate thru Display → Account Books → Sales Register → Press F5 for Columnar Seta “Yes” to “Show Item Description ?”.



The screenshot shows the 'Columnar Register Alteration' dialog box in Tally.ERP 9. The window title is 'Tally.ERP 9'. The menu bar includes 'P: Print', 'E: Export', 'M: E-Mail', 'O: Upload', and 'S:'. The dialog title is 'Columnar Register Alteration'. The company is set to 'Demo Company' and the register is for 'Sales'. A list of options is shown with their current status:

Option	Current Status
Show Voucher Type	Yes
Show Voucher Number	Yes
Show Voucher Ref.	No
Show Party's Tax Regn. No.	No
Show Service Tax Regn. No.	No
Show PAN No.	No
Show CST No.	No
Show Voucher Narration	No
Show Quantity Details	Yes
Show Rate Details	No
Show Item Value	No
Show Item Description	Yes

At the bottom of the dialog, there are two columns: 'Type of Column' and 'Name of Account'. The 'Show Item Description' option is highlighted with a red circle.

2] Sales Register

Tally.ERP 9								F1: Condensed	
Voucher Register								F2: Date	
Demo Company								F2: Period	
List of All Sales Vouchers								F3: Company	
1-May-2015 to 31-May-2015								F4: Chg Vch	
Date	Particulars	Item Description	Output 12.5%	Addl Out Put VAT 2.5%	Sales Without ST	Sales with ST	Service Tax	F5: Columnar	
↑ ... 27 more			← ... 9 more					F5: No Columns	
1-May-2015	Chirag Enclaves Brass Rod 25x40 mm							F6: Extract	
1-May-2015	Metro Cyramics Tiles 25 x 25	Size 25 x 25 x 0.50						F7: Show Profit	
1-May-2015	Maheshbhai Brass Rod 35x50 mm Brass Rod 30x45 mm	35 x 50 x 5 30 x 45 x 5							
1-May-2015	Chirag Enclaves Brass Rod 25x40 mm Brass Rod 30x45 mm Brass Rod 35x50 mm Brass Rod 60x30 mm Diesel Item 1 Brass Rod 60x30 mm Item 2 Petrol Brass Rod 40 x 50 mm	Desc 1, Desc 2, Desc 3, Desc 4 Turning Special Molding Specialised 60 x 30 x 2 Special Quality, Double Filtered 60 x 30 x 8 Purified & Filtered							
1-May-2015	Bekay Engineers Item 3	Usefull for Car Bearings							
1-May-2015	Kuria Mal Gopi Chand Ocan Freight ISPS THC BL Fees Seal Fees	Desc 1, Desc 2, Desc 3			2,34,183.18 Cr	36,652.70 Cr	4,086.00 Cr	F8: Other Rep	
Grand Total			2,173.90 Cr	434.80 Cr	2,34,183.18 Cr	36,652.70 Cr	4,086.00 Cr	F9: Inv Rep	
								F10: Acc Rep	
								F11: Features	
								F12: Configure	
								F12: Range	
								F12: Value	

FAQ

Which version/releases of Tally.ERP 9 does the add-on support?

This add-on will work only with Tally.ERP 9 Series A, release 3.0 onwards.

How will I get support for this add-on?

For any functional support requirements please do write to us on tld@aaplautomation.com or call us at +91-288-2660530/31 or +91-9099908115/9825098442.

If I need some enhancement / changes to be incorporated for the add-on, whom should I contact?

Please to write to us on tld@aaplautomation.com with your additional requirements and we will revert to you in 24 hours.

Will new features added be available to us?

We offer one year availability of all support and new features free of cost. After one year, nominal subscription cost will be applicable to you to continue to get free support and updates.

What will happen after one year?

25% of the then MRP will be charged for one year of email support and versions (minor & major).