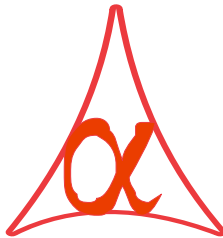




POWER OF SIMPLICITY

All Party Voucher Type wise

Transaction Summary - 1.0



Alpha Automation Pvt. Ltd.

Head Office

336-Madhva Plaza, Opp. SBI Bank,

Nr. Lal Bungalow, JAMNAGAR –Gujarat (India)

Phone No. : +91-288-2660530/31, +91-9099908115, 9825098442

Email : tdl@aaplautomation.com

Branch Office

Rajkot : 807-Dhanrajni Complex, Nr. Hotel Imperial Palace, Dr. Yagnik Road, RAJKOT (Gujarat).

Gandhidham : 92-GMA Building, 2nd Floor, Plot No. -297, Sector-12B. GANDHIDHAM (Gujarat)

© 2012 Alpha Automation Pvt. Ltd.. All rights reserved.

Tally, Tally 9, Tally9, Tally.ERP, Tally.ERP 9, Shoper, Shoper 9, Shoper POS, Shoper HO, Shoper 9 POS, Shoper 9 HO, Tally Developer, Tally. Developer 9, Tally.NET, Tally Development Environment, Tally Extender, Tally Integrator, Tally Integrated Network, Tally Service Partner, Tally Academy & Power of Simplicity are either registered trademarks or trademarks of Tally Solutions Pvt. Ltd. in India and/or other countries. All other trademarks are properties of their respective owners.

Version: Alpha Automation Pvt. Ltd./All Party Voucher Type wise Transaction Summary /1.0/ Oct-2016.

All Party Voucher Type wise

Transaction Summary - 1.0

Introduction

This module facilitates the user to view All Party's Voucher type wise Transaction Summary Report. User can view all the details of party like Total Amount of - Sales, Sales Order, Purchase, Purchase Order, Payment, Receipt, Debit note, Credit Note, Delivery Note, Journals etc in one shot. This is helpful to user in quick decision making as user is Able to view all the details at one place.

Important!

As a best practice it is advisable to back up your company data

Installation

1. Copy the TCP file in Tally.ERP9 Folder.
2. Gateway of Tally → F12→ Product & Features → F4 (Manage Local TDL) → Select Yes in Load TDL on Start up and give the file name of TCP File. After pressing the Enter Key will show TDL Status which should be Active.

System requirements:

No additional hardware / software infrastructure is required for executing and operation this applications module

Setup Guide

For Tally.ERP 9 Series A Release 3.1 and below

Go to **Gateway of Tally > F11: Features > Accounting Features**

Set “Yes” to the options “All Party Voucher Type wise Transaction Summary ?”

Company: Abc Company Ltd			
Accounting Features			
General		Invoicing	
Integrate Accounts and Inventory	? Yes	Allow Invoicing	? Yes
Income/Expense Statement instead of P & L	? No	Enter Purchases in Invoice Format	? Yes
Allow Multi-Currency	? Yes	Use Debit/Credit Notes	? Yes
Outstandings Management		Use Invoice mode for Credit Notes	? Yes
Maintain Bill-wise Details (for Non-Trading A/cs also)	? Yes ? Yes	Use Invoice mode for Debit Notes	? Yes
Activate Interest Calculation (use advanced parameters)	? Yes ? Yes	Budgets & Scenario Management	
Cost/Profit Centres Management		Maintain Budgets and Controls	? Yes
Maintain Payroll	? Yes	Use Reversing Journals & Optional Vouchers	? Yes
Maintain Cost Centres	? Yes	Other Features	
Use Cost Centre for Job Costing	? No	Enable Cheque Printing	? Yes
More than ONE Payroll / Cost Category	? Yes	Set/Alter Cheque Printing Configuration	? No
Use Pre-defined Cost Centre Allocations during Entry	? No	Allow Zero valued entries	? Yes
Show Opening Balance for Revenue Items in Reports	? No	Maintain Multiple Mailing Details for Company & Ledgers	? Yes
		Set/Alter Company Mailing Details	? No
		Enable Company Logo	? No
		Print All Party Voucher Type wise Transaction Summary?	? Yes

Accept ?

F1: Accounts F2: Inventory F3: Statutory

Yes or No

For Tally.ERP 9 Series A Release 3.2 and above

Go to **Gateway of Tally > F11: Features > Add-on Features**

Set “Yes” to the options All Party Voucher Type wise Transaction Summary ?”

Company: **Abc Company Ltd**

Add-On Features

Print All Party Voucher Type wise Transaction Summrary? **Yes**

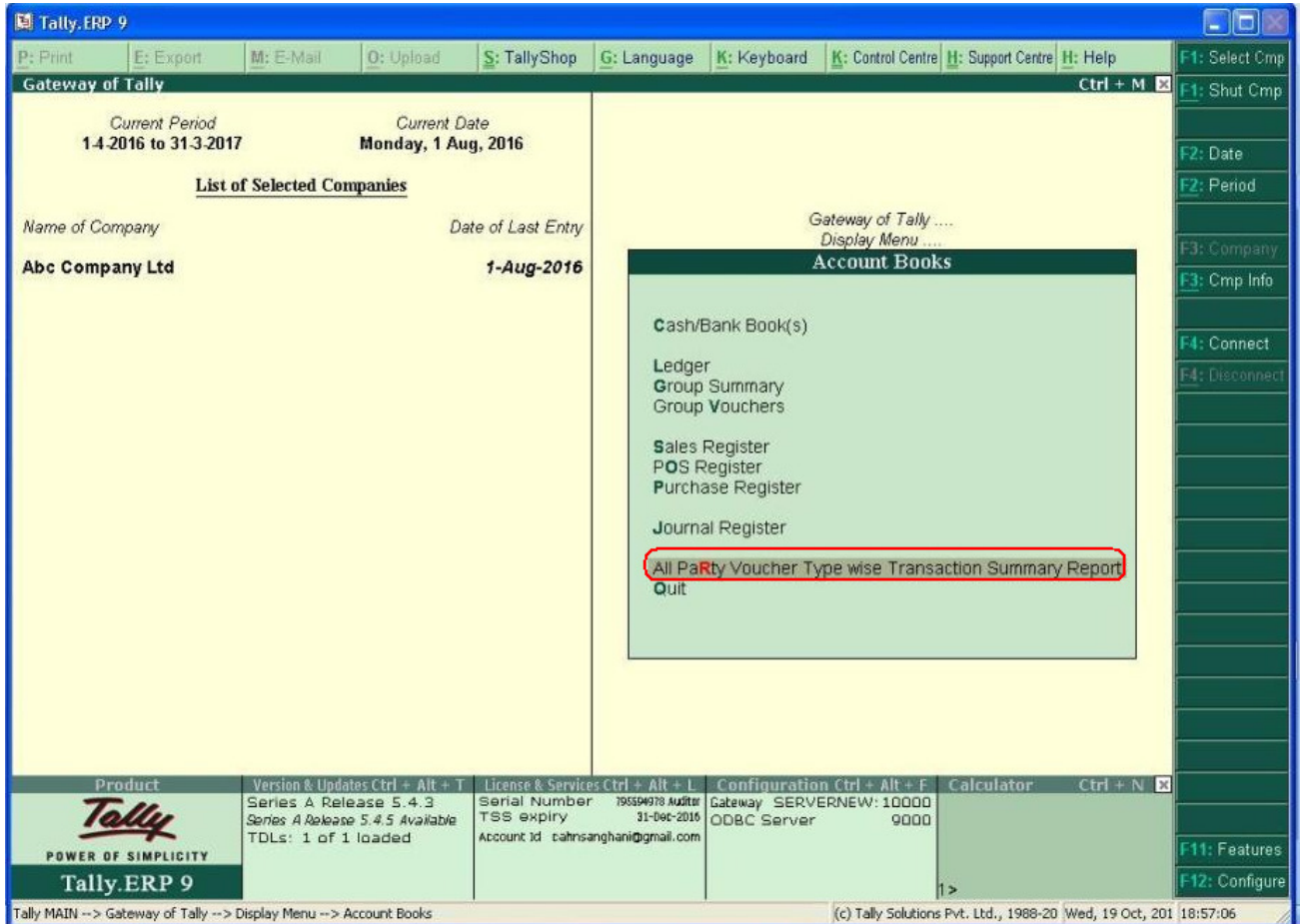
Click on Shop button to buy Add-Ons

F1: Accounts **F2:** Inventory **F3:** Statutory **F4:** TSS **F5:** Audit

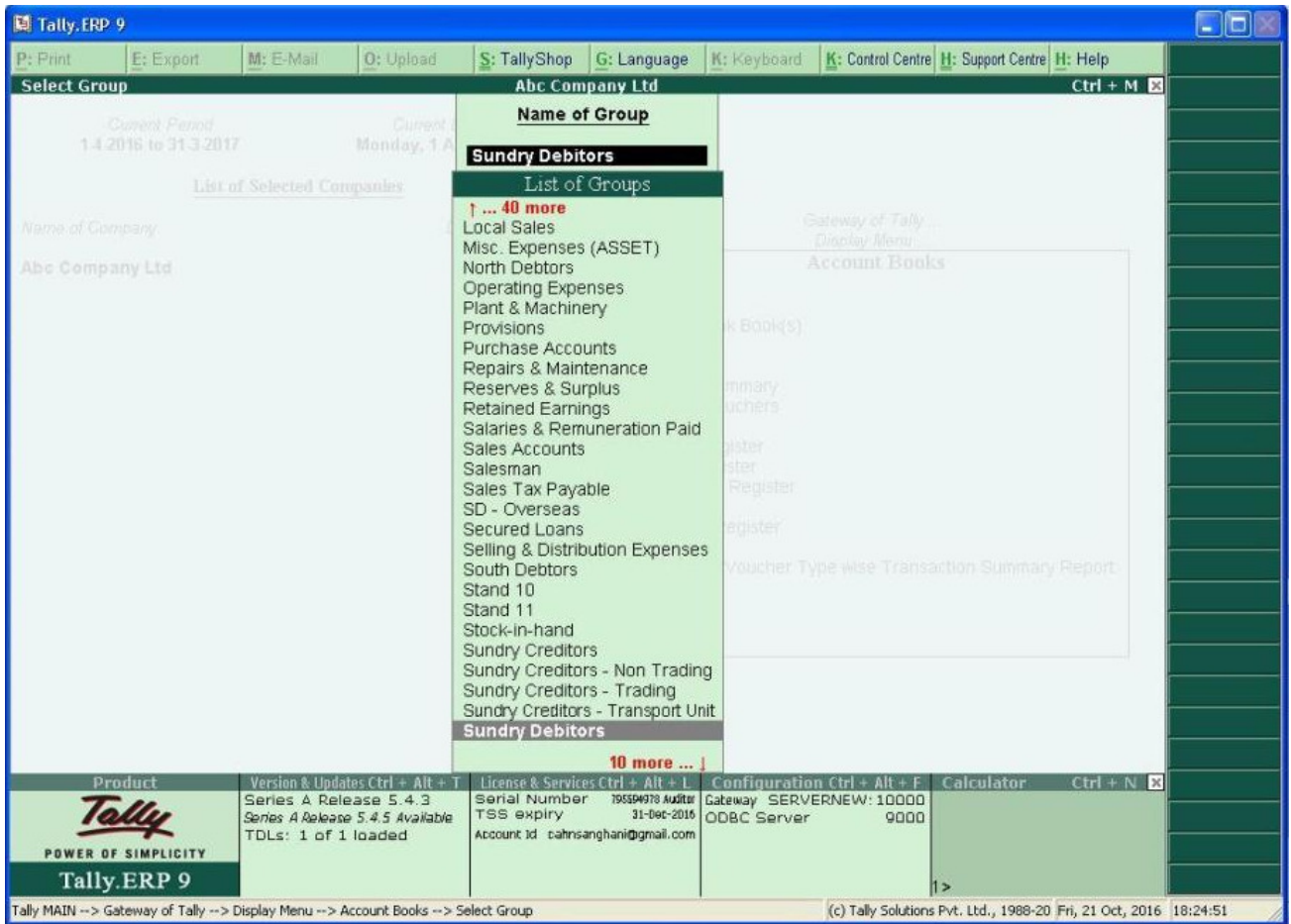
Accept ?
Yes or **No**

Detailed User Guide:

- 1) Navigate thru Gateway of Tally → Display → Account Books → All Party Voucher Type Wise Transaction Summary as below.



2) Select Any Group Name as below.



3) All Party Voucher Type wise Transaction Summary Report for a Particular Group will Be display as below.

Tally.ERP 9										
P: Print	E: Export	M: E-Mail	O: Upload	S: TallyShop	G: Language	K: Keyboard	K: Control Centre	H: Support Centre	H: Help	F2: Period
Partywise YouType Wise Transaction Report						Abc Company Ltd		Ctrl + M		
Group Name : Sundry Debtors						1-Apr-2010 To 31-Mar-2011				
Group Name	Party Name	Opening Balance	Payment	Purchase	Sales					
					14 more ... →					
East Drs	M.M.Lal				8,970.00 Dr					
East Drs	Radhe	2,000.00 Dr								
East Drs	Universal Systems	5,00,000.00 Cr			8,52,600.00 Dr					
North Debtors	Computer World	6,00,000.00 Cr			10,16,300.00 Dr					
North Debtors	Def	2,000.00 Cr								
North Debtors	Krishna	700.00 Dr								
SD - Overseas	Fuzitsy Systems	14,949.80 Dr								
South Debtors	Adarsh Technologies	5,000.00 Cr								
South Debtors	All India Computer Institute	4,25,320.00 Dr	10,000.00 Dr		5,56,560.00 Dr					
South Debtors	Arvind Kumar	8,00,000.00 Cr			81,692.00 Dr					
South Debtors	AVT Computers	50,000.00 Cr			1,84,500.00 Dr					
South Debtors	Computer Junction		24,960.00 Dr		1,20,000.00 Dr					
South Debtors	Fortune Computer Services	1,00,000.00 Cr			83,500.00 Dr					
South Debtors	Futura Systems				67,500.00 Dr					
South Debtors	Gaitonde Traders				1,63,125.00 Dr					
South Debtors	Global Traders	940.00 Dr			1,90,000.00 Dr					
South Debtors	Horizon Systems									
South Debtors	Manjunath Systems				56,250.00 Dr					
South Debtors	Office Automation Systems				2,49,750.00 Dr					
South Debtors	Prism Softlinks	10,000.00 Cr			1,94,062.50 Dr					
South Debtors	Silverplus Computers	6,00,000.00 Cr								
South Debtors	Soft Stop				1,12,500.00 Dr					
South Debtors	Step-in Computers	55,000.00 Cr			2,02,500.00 Dr					
South Debtors	Sterling Business Solutions	10,000.00 Dr			35,437.50 Dr					
South Debtors	Supreme Computers Peripherals				1,85,625.00 Dr					
South Debtors	S.V.S Computers				1,26,562.50 Dr					
South Debtors	Venkateshwara Softwares									
					14 more ... ↓					
	Total	48,06,884.93 Dr	60,568.00	100.00	3,38,11,238.15					
Q: Quit						Ctrl + N				
Tally MAIN --> Gateway of Tally --> Display Menu --> Account Books --> Partywise YouType Wise Transaction Report						(c) Tally Solutions Pvt. Ltd., 1988-20 Sat, 12 Nov, 2016 12:45:47				

FAQ

Which version/releases of Tally.ERP 9 does the add-on support?

This add-on will work only with Tally ERP 9 Series A, release 3.0 onwards.

How will I get support for this add-on?

For any functional support requirements please do write to us on tdl@aaplautomation.com or call us at +91-288-2660530/31 or +91-9099908115/9825098442.

If I need some enhancement / changes to be incorporated for the add-on, whom should I contact?

Please to write to us on tdl@aaplautomation.com with your additional requirements and we will revert to you in 24 hours.

Will new features added be available to us?

We offer one year availability of all support and new features free of cost. After one year, nominal subscription cost will be applicable to you to continue to get free support and updates.

What will happen after one year?

There is no fixed annual charge to be payable mandatory. However if any changes are required in our Add-On to make compatible with New Release of Tally.ERP9 then the modification Charges will be applied.

I am using a multi site. Can I use the same Add-on for all the sites?

No, one Add-on will work only for 1 site. You need to purchase again if you want to use the same Add-on for more sites.

I have upgraded to a new Tally.ERP 9 Release. What will happen?

Normally, the add-on will work fine without any glitches. If you face problems with the Add-on, you can contact us for support.

Product and Features Page shows errors with the Add-on, What do I do?

Check first if the error is because of the Add-on or because of clashes between 2 TDLs (An add-on is also a TDL). In case of clashes, disable one or more TDLs and check which TDL has error. If the Add-on has a problem, you can report it to us.

My Tally went into educational mode after installing the add-on. What do I do?

Go into **Gateway of Tally** → **Press F12** → **Select Product and Features** -> **Press F4 and** remove the Add-on from the list and Restart Tally.