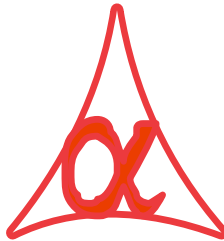




POWER OF SIMPLICITY

Print Master Data - 1.1



Alpha Automation Pvt. Ltd.

Head Office

336-Madhva Plaza, Opp. SBI Bank,

Nr. Lal Bungalow, JAMNAGAR –Gujarat (India)

Phone No. : +91-288-2660530/31/32, +91-9099908115, 9825098442

Email : tdl@aaplautomation.com

Branch Office

Rajkot : 807-Dhanrajni Complex, Nr. Hotel Imperial Palace, Dr. Yagnik Road, RAJKOT (Gujarat).

Gandhidham : 92-GMA Building, 2nd Floor, Plot No. -297, Sector-12B. GANDHIDHAM (Gujarat)

© 2012 Alpha Automation Pvt. Ltd.. All rights reserved.

Tally, Tally 9, Tally9, Tally.ERP, Tally.ERP 9, Shoper, Shoper 9, Shoper POS, Shoper HO, Shoper 9 POS, Shoper 9 HO, Tally Developer, Tally. Developer 9, Tally.NET, Tally Development Environment, Tally Extender, Tally Integrator, Tally Integrated Network, Tally Service Partner, Tally Academy & Power of Simplicity are either registered trademarks or trademarks of Tally Solutions Pvt. Ltd. in India and/or other countries. All other trademarks are properties of their respective owners.

Version: Alpha Automation Pvt. Ltd. / Print Master Data /1.1/ Jun-2018.

Print Master Data - 1.1

Introduction:

This module facilitates the user to Print All the Master details of the Selected Group like Sundry Debtors, Sundry Creditors.

Important!

As a best practice it is advisable to back up your company data

Installation

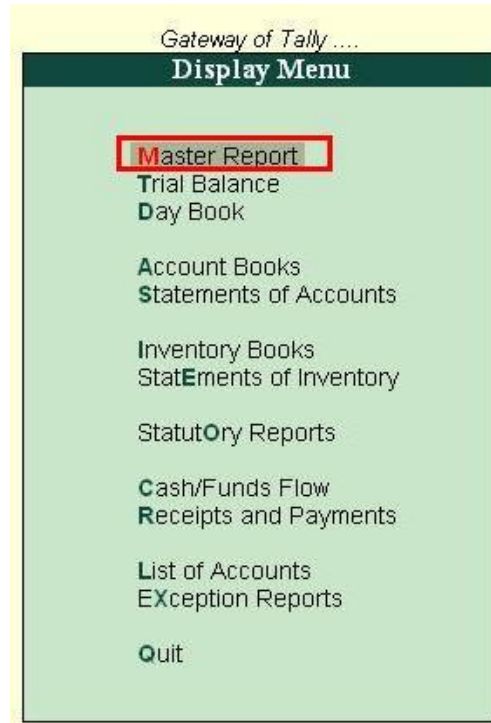
1. Copy the TCP file in Tally.ERP9 Folder.
2. Gateway of Tally → F12→ Product & Features → F4 (Manage Local TDL) → Select Yes in Load TDL on Start up and give the file name of TCP File. After pressing the Enter Key will show TDL Status which should be Active.

System requirements:

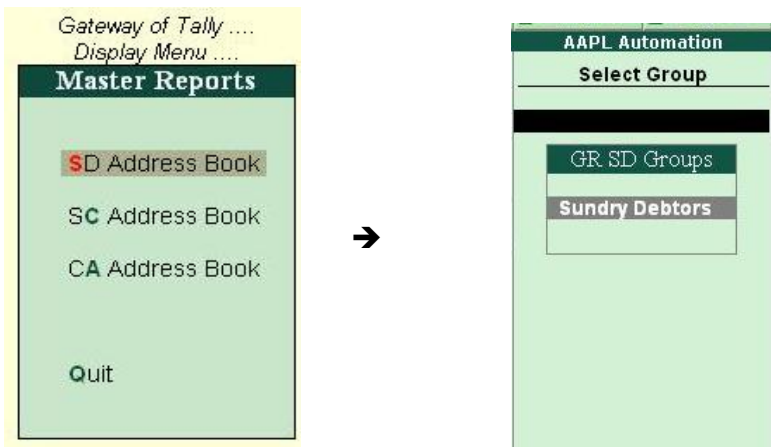
No additional hardware / software infrastructure is required for executing and operation this applications module

Detailed User Guide:

1. Go To Display -> Master Report.



2. Select the Required Group. SD (Sundry Debtors) or SC (Sundry Creditors) Group.
3. Then Select required sub groups.



4. Press F12 and configure the required Details to Yes.

Configuration	
Show Address	? Yes
Show State	? Yes
Show Contact Person	? Yes
Show Phone No.	? No
Show Fax No.	? No
Show Mobile No.	? Yes
Show Email	? No
Show Email CC	? No
Show PAN No.	? Yes
Show GST No.	? Yes

5. Report will be printed as shown below.

Sr	Name	Address	State	Contact Person	Mobile No	PAN No	GST No	Registration Type
1	All India Institute	Telephone Exchnge Road, Near Hanuman Mandir, Ajmer	Rajasthan	Mr. Vinod	9811111222	PANALL123	08AAADE2587Z125	Regular
2	Arvind Kumar & Associates	Main Bazar Chowk., Opp. Crystal Mall, Rajkot	Gujarat	Mr. Arvind	701254896	PAN25874	24AAADE2587D3F5	Regular
3	AVT Computers	Opp:Kurla Street., Dana Bandar, Mandvi, , Shop No.85, Mumbai	Maharashtra	Mr. Vedant	65328799501	PAN AVTC	27AARTY5874A4F6	Regular
4	Ayaan General Trading Co.		Gujarat	Mr. Kanani	555842567	ASDEF4567		Unregistered
5	Batiwala & Co.		Gujarat					
6	Global System Pvt. Ltd		Delhi					
7	Global Traders		Gujarat					
8	Janta Timbers		Kerala					
9	Prabuddha & Co.		Gujarat					

Tally.ERP 9																					
P: Print		E: Export		M: E-Mail		Q: Upload		S: TallyShop		G: Language		K: Keyboard		K: Control Centre		H: Support Centre		H: Help		F12: Configure	
GR SD Address Book									AAPL Automation									Ctrl + M			
Sr	Name	Address	State	Contact Person	Mobile No	PAN No	GST No	Registration Type													
1	All India Institute	Telephone Exchzng Road, Near Hanuman Mandir, Ajmer	Rajasthan	Mr. Vinod	9811111222	PANALL123	08AAADE2687Z1Z5	Regular													
2	Arvind Kumar & Associates	Main Bazar Chowk,, Opp. Crystal Mall, Rajkot	Gujarat	Mr. Arvind	701254896	PAN25874	24AAADE2687D3F5	Regular													
3	AVT Computers	Opp:Kurla Street,, Dana Bandar,, Mandvi,, Shop No:85, Mumbai	Maharashtra	Mr. Vedant	65328799501	PAN AVTC	27AARTY5874A4F6	Regular													
4	Ayaan General Trading Co.		Gujarat	Mr. Kanani	555842567	ASDEF4567		Unregistered													
5	Batiwala & Co.		Gujarat																		
6	Global System Pvt. Ltd		Delhi																		
7	Global Traders		Gujarat																		
8	Janta Timbers		Kerala																		
9	Prabuddha & Co.		Gujarat																		

FAQ

Which version/releases of Tally.ERP 9 does the add-on support?

This add-on will work only with Tally ERP 9 Series A, release 6.0 onwards.

How will I get support for this add-on?

For any functional support requirements please do write to us on tdl@aplautomation.com or call us at +91-288-2660530/31/32 or +91-9099908115/ 9825098442.

If I need some enhancement / changes to be incorporated for the add-on, whom should I contact?

Please to write to us on tdl@aplautomation.com with your additional requirements and we will revert to you in 24 hours.

Will new features added be available to us?

We offer one year availability of all support and new features free of cost. After one year, nominal subscription cost will be applicable to you to continue to get free support and updates.

What will happen after one year?

There is no fixed annual charge to be payable mandatory. However if any changes are required in our Add-On to make compatible with New Release of Tally.ERP9 then the modification Charges will be applied.

I am using a multi site. Can I use the same Add-on for all the sites?

No, one Add-on will work only for 1 site. You need to purchase again if you want to use the same Add-on for more sites.

I have upgraded to a new Tally.ERP 9 Release. What will happen?

Normally, the add-on will work fine without any glitches. If you face problems with the Add-on, you can contact us for support.

Product and Features Page shows errors with the Add-on, What do I do?

Check first if the error is because of the Add-on or because of clashes between 2 TDLs (An add-on is also a TDL). In case of clashes, disable one or more TDLs and check which TDL has error. If the Add-on has a problem, you can report it to us.

My Tally went into educational mode after installing the add-on. What do I do?

Go into **Gateway of Tally** → **Press F12** → **Select Product and Features** -> **Press F4** and remove the Add-on from the list and Restart Tally.