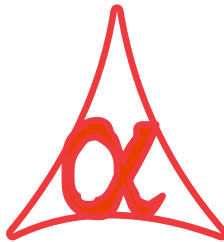




POWER OF SIMPLICITY

Display On Account Details in Bill – Party wise

Outstanding Report – 1.0



Alpha Automation Pvt. Ltd.

Head Office

336-Madhva Plaza, Opp. SBI Bank,

Nr. Lal Bungalow, JAMNAGAR –Gujarat (India)

Phone No. : +91-288-2660530/31/32, +91-9099908115, 9825098442

Email : tdl@aaplautomation.com

Branch Office

Rajkot : 807-Dhanrajni Complex, Nr. Hotel Imperial Palace, Dr. Yagnik Road, RAJKOT (Gujarat).

Gandhidham : 92-GMA Building, 2nd Floor, Plot No. -297, Sector-12B. GANDHIDHAM (Gujarat)

© 2012 Alpha Automation Pvt. Ltd.. All rights reserved.

Tally, Tally 9, Tally9, Tally.ERP, Tally.ERP 9, Shoper, Shoper 9, Shoper POS, Shoper HO, Shoper 9 POS, Shoper 9 HO, Tally Developer, Tally. Developer 9, Tally.NET, Tally Development Environment, Tally Extender, Tally Integrator, Tally Integrated Network, Tally Service Partner, Tally Academy & Power of Simplicity are either registered trademarks or trademarks of Tally Solutions Pvt. Ltd. in India and/or other countries. All other trademarks are properties of their respective owners.

Version: Alpha Automation Pvt. Ltd. / Display On Account Details in Bill – Party wise outstanding Report/1.0/ Sep-2018

Display On Account Details in Bill – Party wise

Outstanding Report – 1.0

Introduction

This Add-On is Useful for display on account details of ledger in bill – party wise outstanding report.

User can see the total amount of On Account as well as detail of the same.

Important!

As a best practice it is advisable to back up your company data

Installation

1. Copy the TCP file in Tally.ERP9 Folder.
2. Gateway of Tally → F12→ Product & Features → F4 (Manage Local TDL) → Select Yes in Load TDL on Start up and give the file name of TCP File. After pressing the Enter Key will show TDL Status which should be Active.

System requirements:

No additional hardware / software infrastructure is required for executing and operation this applications module

Setup Guide

For Tally.ERP 9 Series A Release 3.2 and above

Go to **Gateway of Tally > F11: Features > Add-on Features**

Set “Yes” to the option “Enable On Account Details in Bill-Party Wise Outstanding Report?”

Company: **Maruti Enterprise**

Add-On Features

Enable On Account Details in Bill-Party Wise Outstanding Report? **Yes**

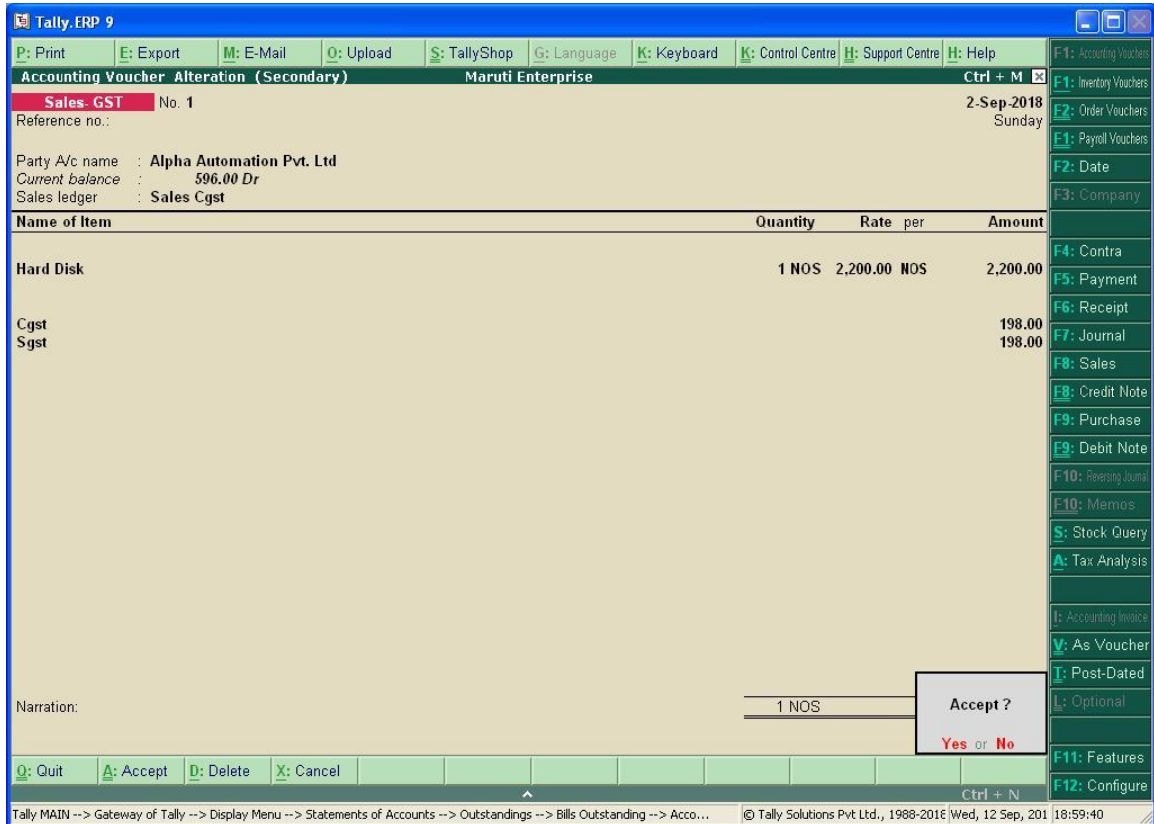
Click on Shop button to buy Add-On

F1: Accounts F2: Inventory F3: Statutory

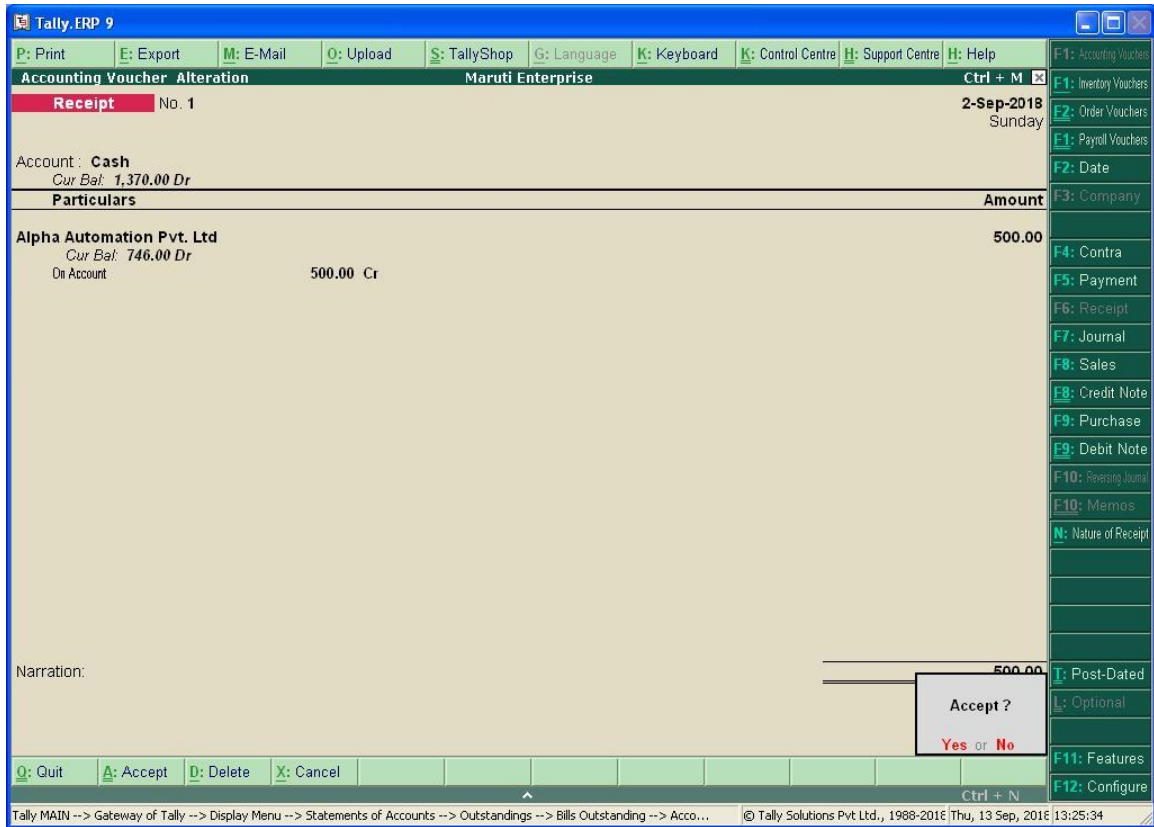
Accept ?
Yes or No

Detailed User Guide:

1. Go to **Accounting Voucher** → **Pass any sales voucher**. As shown below:



2. Go to **Accounting Voucher** → **Pass any Receipt (F6)**. As Shown below:



3. Go to **Display → Statements of Accounts → Receivable → Bill-Party Wise** as shown below:-

Date	Ref. No.	Party's Name	Pending Amount	Due on	Overdue by days
Alpha Automation Pvt. Ltd					
2-Sep-2018	1		2,596.00 Dr	7-Sep-2018	8
15-Sep-2018		On Account	1,850.00 Cr		
			746.00 Dr		
Axxpress Logistics					
3-Sep-2018	2		3,540.00 Dr	13-Sep-2018	2
15-Sep-2018		On Account	2,140.00 Cr		
			1,400.00 Dr		
Emirates Solutions					
7-Sep-2018	3		5,310.00 Dr	10-Sep-2018	5
15-Sep-2018		On Account	2,420.00 Cr		
			2,890.00 Dr		
			5,036.00 Dr		

When you just open this report by **default** it comes with **total amount of “On Account”**.

4. When User Press button “On Acc Details”(Alt + D) the list of all vouchers are come whose reference is selected as on account as shown below:-

Date	Ref. No.	Party's Name	Pending Amount	Due on	Overdue by days
Alpha Automation Pvt. Ltd					
2-Sep-2018	1	Alpha Automation Pvt. Ltd	2,596.00 Dr	7-Sep-2018	8
15-Sep-2018 On Account			1,850.00 Cr		
2-Sep-2018	1	Receipt	500.00 Cr		
4-Sep-2018	3	Receipt	150.00 Cr		
6-Sep-2018	5	Receipt	900.00 Cr		
7-Sep-2018	6	Receipt	300.00 Cr		
			746.00 Dr		
Axxpress Logistics					
3-Sep-2018	2	Axxpress Logistics	3,540.00 Dr	13-Sep-2018	2
15-Sep-2018 On Account			2,140.00 Cr		
3-Sep-2018	2	Receipt	500.00 Cr		
5-Sep-2018	4	Receipt	640.00 Cr		
7-Sep-2018	7	Receipt	1,000.00 Cr		
			1,400.00 Dr		
Emirates Solutions					
7-Sep-2018	3	Emirates Solutions	5,310.00 Dr	10-Sep-2018	5
15-Sep-2018 On Account			2,420.00 Cr		
7-Sep-2018	8	Receipt	420.00 Cr		
8-Sep-2018	9	Receipt	800.00 Cr		
10-Sep-2018	10	Receipt	1,200.00 Cr		
			2,890.00 Dr		
			5,036.00 Dr		

5. The On Account Summary and Details are also work in **Outstanding → Payable → Bill-Party-Wise** Report. As shown below:

Bills Outstanding		Maruti Enterprise		1-Apr-2018 to 17-Sep-2018	
Date	Ref. No.	Party's Name	Pending Amount	Due on	Overdue by days
Digital Component					
15-Sep-2018	Purchase-2		4,602.00 Cr	20-Sep-2018	
17-Sep-2018	On Account		3,780.00 Dr		
			822.00 Cr		
Trackeres Computers					
10-Sep-2018	Purchase-1		2,950.00 Cr	12-Sep-2018	5
17-Sep-2018	On Account		1,260.00 Dr		
			1,690.00 Cr		
			2,512.00 Cr		

6. The on account Details in **Payable** → **Bill party-wise** as shown below:

Date	Ref. No.	Party's Name	Pending Amount	Due on	Overdue by days
Digital Component					
15-Sep-2018	Purchase-2		4,602.00 Cr	20-Sep-2018	
17-Sep-2018	On Account		3,780.00 Dr		
15-Sep-2018	3	Payment	600.00 Dr		
16-Sep-2018	4	Payment	1,180.00 Dr		
17-Sep-2018	5	Payment	2,000.00 Dr		
			822.00 Cr		
Trackeres Computers					
10-Sep-2018	Purchase-1		2,950.00 Cr	12-Sep-2018	5
17-Sep-2018	On Account		1,260.00 Dr		
10-Sep-2018	1	Payment	260.00 Dr		
11-Sep-2018	2	Payment	1,000.00 Dr		
			1,690.00 Cr		
			2,512.00 Cr		

FAQ

Which version/releases of Tally.ERP 9 does the add-on support?

This add-on will work only with Tally ERP 9 Series A, release 6.0 onwards.

How will I get support for this add-on?

For any functional support requirements please do write to us on tdl@aaplautomation.com or call us at +91-288-2660530/31/32 or +91-9099908115/ 9825098442.

If I need some enhancement / changes to be incorporated for the add-on, whom should I contact?

Please to write to us on tdl@aaplautomation.com with your additional requirements and we will revert to you in 24 hours.

Will new features added be available to us?

We offer one year availability of all support and new features free of cost. After one year, nominal subscription cost will be applicable to you to continue to get free support and updates.

What will happen after one year?

There is no fixed annual charge to be payable mandatory. However if any changes are required in our Add-On to make compatible with New Release of Tally.ERP9 then the modification Charges will be applied.

I am using a multi site. Can I use the same Add-on for all the sites?

No, one Add-on will work only for 1 site. You need to purchase again if you want to use the same Add-on for more sites.

I have upgraded to a new Tally.ERP 9 Release. What will happen?

Normally, the add-on will work fine without any glitches. If you face problems with the Add-on, you can contact us for support.

Product and Features Page shows errors with the Add-on, What do I do?

Check first if the error is because of the Add-on or because of clashes between 2 TDLs (An add-on is also a TDL). In case of clashes, disable one or more TDLs and check which TDL has error. If the Add-on has a problem, you can report it to us.

My Tally went into educational mode after installing the add-on. What do I do?

Go into **Gateway of Tally** → **Press F12** → **Select Product and Features** -> **Press F4** and remove the Add-on from the list and Restart Tally.