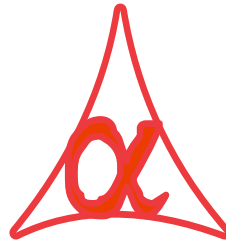




POWER OF SIMPLICITY

Print Outstanding with Party wise Total &
Contact Detail – 1.0



Alpha Automation Pvt. Ltd.

Head Office

104-The Grand Apurva, Nr. Hotel Fortune Palace,

Nr. Digjam Circle, Airport Road - JAMNAGAR –Gujarat (India)

Phone No. : +91-288-2713956/57/58, 9023726215/16, 9099908115, 9825036442

Email : mail@aaplautomation.com

Branch Office

Rajkot : 807-Dhanrajni Complex, Nr. Hotel Imperial Palace, Dr. Yagnik Road, RAJKOT (Gujarat).

Gandhidham : 92-GMA Building, 2nd Floor, Plot No. -297, Sector-12B. GANDHIDHAM (Gujarat)

© 2020 Alpha Automation Pvt. Ltd. All rights reserved.

Tally, Tally 9, Tally9, Tally.ERP, Tally.ERP 9, Shoper, Shoper 9, Shoper POS, Shoper HO, Shoper 9 POS, Shoper 9 HO, TallyDeveloper, Tally.Server 9, Tally Developer, Tally. Developer 9, Tally.NET, Tally Development Environment, TallyPrime, TallyPrimeDeveloper, TallyPrime Server, Tally Extender, Tally Integrator, Tally Integrated Network, Tally Service Partner, TallyAcademy & Power of Simplicity are either registered trademarks or trademarks of Tally Solutions Pvt. Ltd. in India and/or other countries. All other trademarks are properties of their respective owners.

Version: Alpha Automation Pvt. Ltd. / Print Outstanding with Party wise Total & Contact Detail /1.0/ Oct-2020

Print Outstanding with party wise Total & Contact

Details – 1.0

Introduction

By Default, Tally prints Outstanding Party wise but without total and contact details. This module gives the option of Printing Outstanding with Party wise Total and Contact details.

Benefits

- User gets Party wise Contact Detail & Total Outstanding in One Report.

What's New?

Compatible with TallyPrime

Important!

Take back up of your company data before activating the Add-on.

Once you try/purchase an Add-on, follow the steps below to configure the Add-on and use it.

Installation

1. Copy the TCP file in TallyPrime Folder.
2. Gateway of Tally → F1 (Help) → TDL & Add-on → F4 (Manage Local TDL) → Select Yes in Load TDL on Startup and give the file name of TCP File. After pressing the Enter Key will show TDL Status which should be as Loaded.

System requirements:

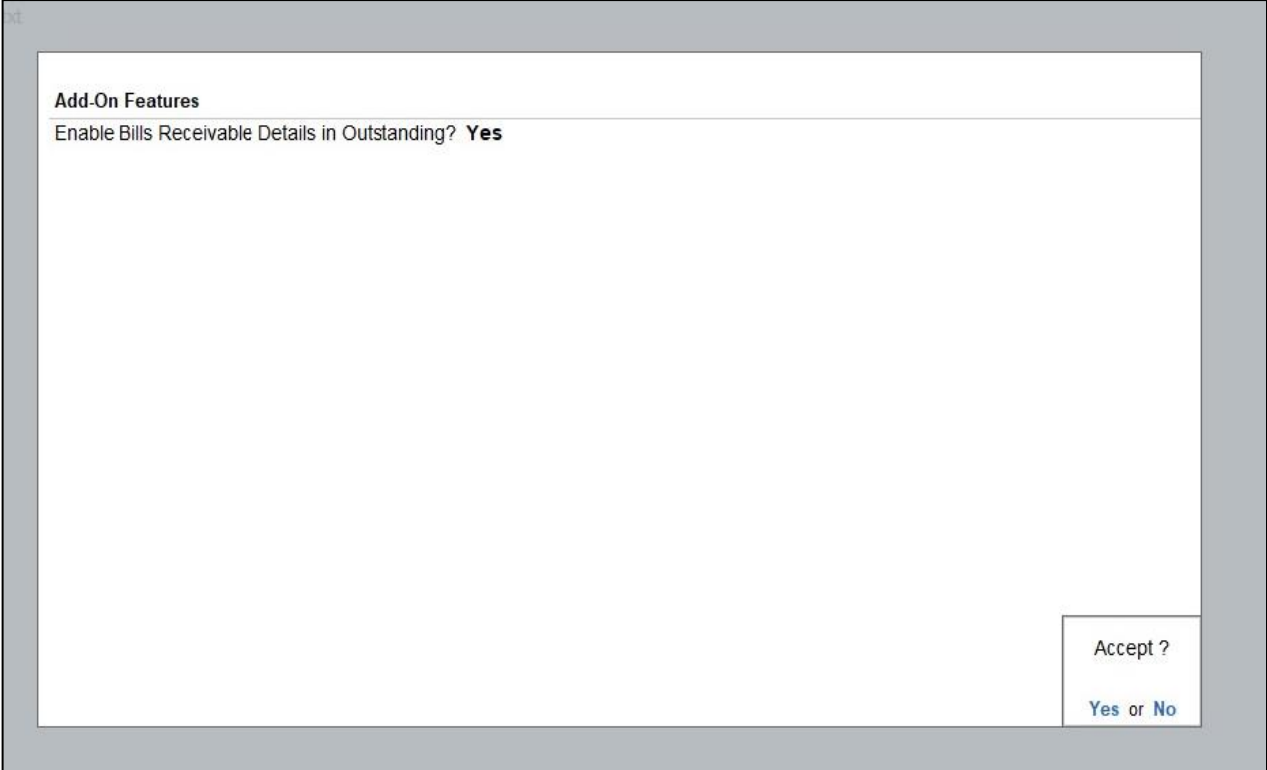
No additional hardware / software infrastructure is required for executing and operation this applications module

1. Activate the Add-on.

For TallyPrime Release 1.0

Go to **Gateway of Tally → F1: Help → TDL & Add-On → F6: Add-On Features**. Alternatively, you may press **CTRL + ALT + T** from any menu to open TDL Management report and then press **F6: Add-On Features**

Set “**Yes**” to the option “**Enable Bills Receivable Details in Outstanding?**”



Add-On Features

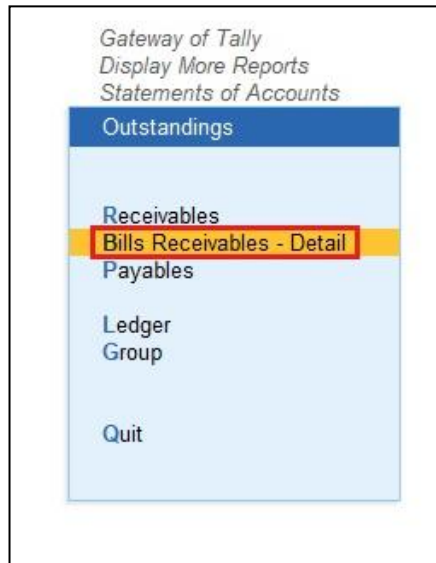
Enable Bills Receivable Details in Outstanding? **Yes**

Accept ?

Yes or No

Detailed User Guide:

1. Go to **Gateway Of Tally → Display More Reports → Statements of Accounts → Outstandings → Bills Receivables-Details.**



2. Here you can Print Outstanding with Party wise Subtotal, Contact Details & Running Totals. Bill Receivables wise contact details as Shown below:

TallyPrime		MANAGE											
EDU		K: Company	Y: Data	Z: Exchange	G: Go To	O: Import	E: Export	M: E-mail	P: Print				
Ledger Outstandings										E System Solution		x	
Ledger :										1-Apr-20 to 1-Nov-20			
Date	Ref. No.			Opening Amount	Pending Amount	Due on	OverDue By Days	Running Total					
Aakash Enterprise		Mr.Ravi		9023726215		0288-2456985							
22-May-20	41			61,360.00	61,360.00 Dr	22-May-20	163	61,360.00 Dr					
22-May-20	43			68,440.00	68,440.00 Dr	22-May-20	163	1,29,800.00 Dr					
22-May-20	44			8,968.00	8,968.00 Dr	22-May-20	163	1,38,768.00 Dr					
15-Jul-20	29			13,380.00	13,380.00 Dr	15-Jul-20	109	1,52,148.00 Dr					
				Sub Total	1,52,148.00 Dr								
	On Account				77,380.00 Cr								
				Net Receivable	74,768.00 Dr								
Aanand Liners		Mr. Ketan		982507400		0288-27512748							
3-Apr-20	5			11,500.00	11,500.00 Dr	3-Apr-20	212	11,500.00 Dr					
				Sub Total	11,500.00 Dr								
Aaradhya Enterprise		Mr. Kailash		9773457538		288-2713956							
22-May-20	26			2,950.00	2,950.00 Dr	21-Jun-20	133	2,950.00 Dr					
22-May-20	27			2,124.00	2,124.00 Dr	21-Jun-20	133	5,074.00 Dr					
22-May-20	28			16,630.92	16,630.92 Dr	21-Jun-20	133	21,704.92 Dr					
22-May-20	29			31,860.00	31,860.00 Dr	21-Jun-20	133	53,564.92 Dr					
22-May-20	38			2,950.00	2,950.00 Dr	22-May-20	163	56,514.92 Dr					
1-Aug-20	59			8,850.00	8,850.00 Dr	1-Aug-20	92	65,364.92 Dr					
3-Sep-20	71			26,550.00	26,550.00 Dr	3-Sep-20	59	91,914.92 Dr					
				Sub Total	91,914.92 Dr								
	On Account				13,500.00 Cr								
				Net Receivable	78,414.92 Dr								
Allece Enterprise		Mr. Kapil		9023726216		0281-2460756							
2-Apr-20	2			18,408.00	18,408.00 Dr	3-Apr-20	212	18,408.00 Dr					
3-Apr-20	4			2,596.00	2,596.00 Dr	13-Apr-20	202	21,004.00 Dr					
18-Apr-20	7			8,850.00	8,850.00 Dr	28-Apr-20	187	29,854.00 Dr					
										Grand Total :		31 ▼	

FAQ

Which version/release of TallyPrime does the add-on support?

This add-on will work only from TallyPrime Release 1.0 onwards.

How will I get support for this add-on?

For any functional support requirements please do write to us on mail@aaplautomation.com or call us at +91-288-2713956/57/58, +91-9023726215/16, 9099908115, 9825036442.

If I need some enhancements / changes to be incorporated for the add-on, whom should I contact?

Please to write to us on mail@aaplautomation.com with your additional requirements and we will revert to you in 24 hours.

Will new features added be available to us?

We offer one year availability of all support and new features free of cost. After one year, nominal subscription cost will be applicable to you to continue to get free support and updates.

What will happen after one year?

There is no fixed annual charge to be payable mandatory. However if any changes are required in our Add-On to make compatible with New Release of TallyPrime then the modification Charges will be applied.

I am using a multi-site. Can I use the same Add-on for all the sites?

No, one Add-on will work only for 1 site. You need to purchase again if you want to use the same Add-on for more sites.

TDL Management screen shows errors with the Add-on. What do I do?

Check whether the error is because of the Add-on or because of clashes between 2 TDLs (An add-on is also a TDL). In case of clashes, disable one or more TDLs and check which TDL has the error. If the Add-on has a problem, you can report it to us.

My Tally went into educational mode after installing the add-on. What do I do?

Go into **Gateway of Tally** → **Press F1 (Help)** → **TDL & Add-on** → **Press F4** and remove the Add-on from the list and Restart Tally.