




POWER OF SIMPLICITY

Ledger Wise Pending Sales & Purchase Order– 1.0



Alpha Automation Pvt. Ltd.

Head Office

104-The Grand Apurva, Nr. Hotel Fortune Palace,

Nr. Digjam Circle, Airport Road - JAMNAGAR –Gujarat (India)

Phone No. : +91-288-2713956/57/58, 9023726215/16, 9099908115, 9825036442

Email : mail@aaplautomation.com

Branch Office

Rajkot : 807-Dhanrajni Complex, Nr. Hotel Imperial Palace, Dr. Yagnik Road, RAJKOT (Gujarat).

Gandhidham : 92-GMA Building, 2nd Floor, Plot No. -297, Sector-12B. GANDHIDHAM (Gujarat)

© 2020 Alpha Automation Pvt. Ltd. All rights reserved.

Tally, Tally 9, Tally9, Tally.ERP, Tally.ERP 9, Shoper, Shoper 9, Shoper POS, Shoper HO, Shoper 9 POS, Shoper 9 HO, TallyDeveloper, Tally.Server 9, Tally Developer, Tally. Developer 9, Tally.NET, Tally Development Environment, TallyPrime, TallyPrimeDeveloper, TallyPrime Server, Tally Extender, Tally Integrator, Tally Integrated Network, Tally Service Partner, TallyAcademy & Power of Simplicity are either registered trademarks or trademarks of Tally Solutions Pvt. Ltd. in India and/or other countries. All other trademarks are properties of their respective owners.

Version: Alpha Automation Pvt. Ltd. / Ledger Wise Pending Sales & Purchase Order /1.0/ Oct-2020

Ledger Wise Pending Sales & Purchase

Order– 1.0

Introduction

- This add-on facilitates the user to print Ledger wise pending Sales & Purchase order Report with Ledger wise Grouping of Order Qty, Dispatch Qty, Balance Qty. & Order Amount. It also provides Ledger Wise Total of Order Qty, Dispatch Qty, and Balance Qty. & Order Amount along with Ledger Contact details. It also prints Ledger Current Closing Balance, Pending Order Amount and Total Amount (Closing Balance + Pending Order Amount).

Benefits

- It also gives the option of filtering the Report based on Stock Item, Ledger Name, Stock Group, Destination and Item Category.

What's New?

- Compatible with TallyPrime

Important!

Take back up of your company data before activating the Add-on.

Once you try/purchase an Add-on, follow the steps below to configure the Add-on and use it.

Installation

1. Copy the TCP file in TallyPrime Folder.
2. Gateway of Tally → F1 (Help)→ TDL & Add-on → F4 (Manage Local TDL) → Select Yes in Load TDL on Startup and give the file name of TCP File. After pressing the Enter Key will show TDL Status which should be as Loaded.

System requirements:

No additional hardware / software infrastructure is required for executing and operation this applications module

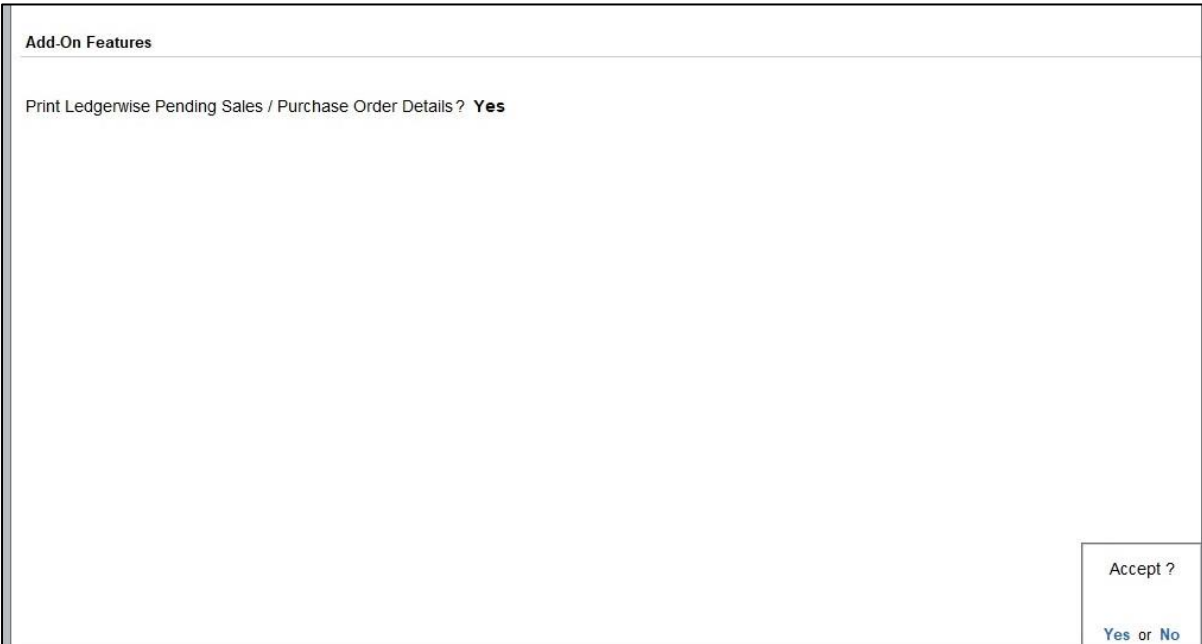
Ledger wise Pending Sales & Purchase Order – 1.0

1. Activate the Add-on.

For TallyPrime Release 1.0

Go to **Gateway of Tally** → **F1: Help** → **TDL & Add-On** → **F6: Add-On Features**.
Alternatively, you may press **CTRL + ALT + T** from any menu to open TDL Management report and then press **F6: Add-On Features**

Set **“Yes”** to the option **“Ledger Wise Pending Sales & Purchase Order?”**



Add-On Features

Print Ledgerwise Pending Sales / Purchase Order Details? **Yes**

Accept ?

Yes or No

**Detailed User Guide: 1. Gateway of Tally → Display → Statements of Inventory
→Sales Order Outstanding**



2. Select the required Ledger Group from List as :



3. Ledger Group wise Sales Order report as shown below:

Ledger Wise Pending Sales Orders										Smart Solutions	X	
Group : Sundry Debtors										1-Apr-20 to 13-Oct-20		
Date	Order Number	Name of Item	Destination	Ordered Qty	Desp. Qty	Balance Qty	Rate	Value	Due on (OverDre)			
Shruti Solutions										Sundry Debtors		
1-Apr-20	3	Bales		2 Nos	0 Nos	2 Nos	1,000.00	2,000.00	1-Apr-20(195)			
1-Apr-20	3	Brass Pin		15 Nos	0 Nos	15 Nos	500.00	7,500.00	1-Apr-20(195)			
				Totals	17 Nos	17 Nos		9,500.00				
Geeta Machine Tools										Sundry Debtors		
1-Apr-20	2	Quick Heal Antivirus		2 Nos	0 Nos	2 Nos	10,000.00	20,000.00	1-Apr-20(195)			
				Totals	2 Nos	2 Nos		19,000.00				
Allec Enterprise										Sundry Debtors		
										Rameshbhai	9023726216	589641231
1-Apr-20	1	Dell Laptop	Ahmedabad	1 Nos	0 Nos	1 Nos	5,000.00	5,000.00	1-Apr-20(195)			
				Totals	1 Nos	1 Nos		5,000.00				

4. F4 – Item wise Filter in report.

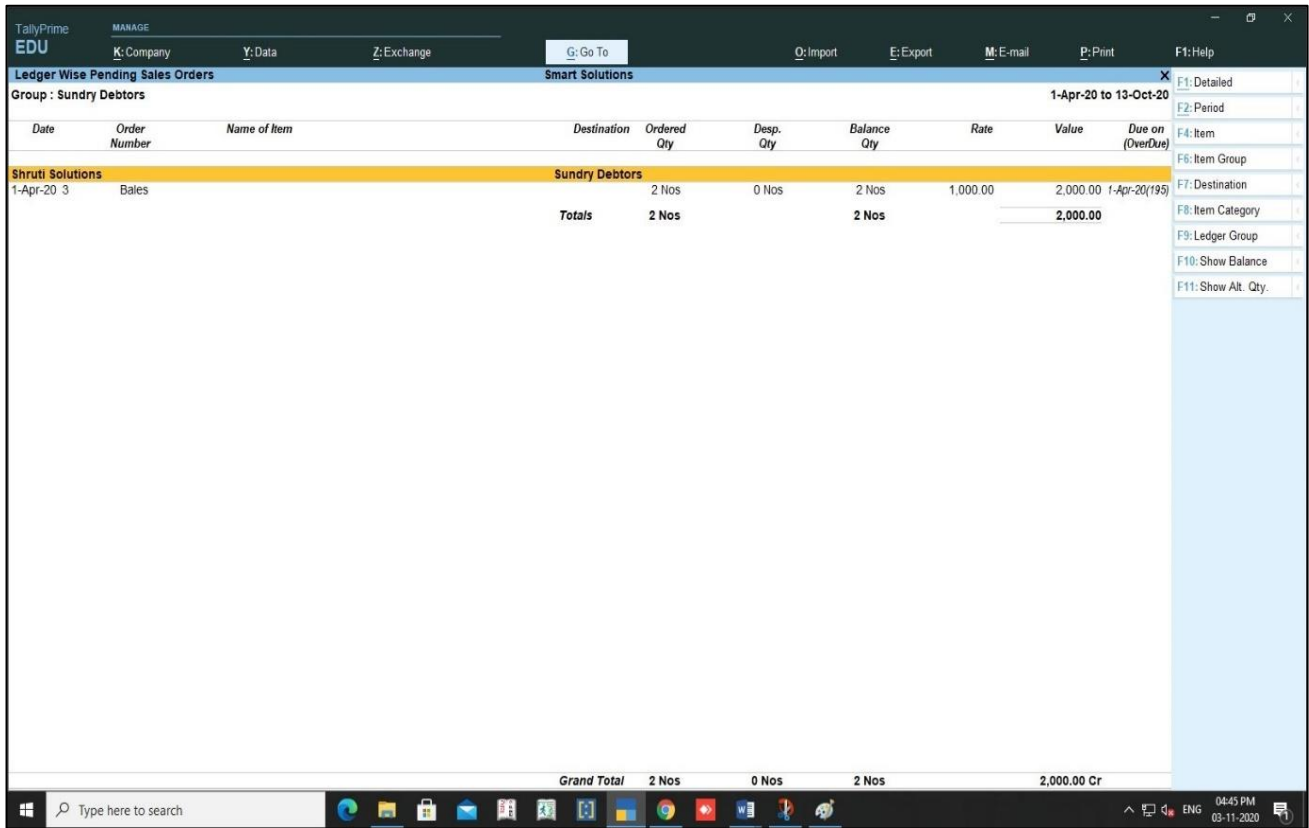
Name of Item

Bal_ ed

List of Stock Items

- ◆ All Items
- Bales

5. Bales Item wise Filter report as shown below:



The screenshot shows the TallyPrime interface with the following data:

Date	Order Number	Name of Item	Destination	Ordered Qty	Desp. Qty	Balance Qty	Rate	Value	Due on (OverDue)
Shruti Solutions									
1-Apr-20	3	Bales		2 Nos	0 Nos	2 Nos	1,000.00	2,000.00	1-Apr-20(195)
Totals				2 Nos	0 Nos	2 Nos		2,000.00	

Grand Total: 2 Nos, 0 Nos, 2 Nos, 2,000.00 Cr

6. F6 – Item Group wise filter in report.



7. Item Group wise filter report as shown below:

TallyPrime MANAGE									
EDU									
K: Company Y: Data Z: Exchange G: Go To O: Import E: Export M: E-mail P: Print F1: Help									
Ledger Wise Pending Sales Orders Smart Solutions									
Group : Sundry Debtors 1-Apr-20 to 13-Oct-20									
Date	Order Number	Name of Item	Destination	Ordered Qty	Desp. Qty	Balance Qty	Rate	Value	Due on (Over/Due)
Shruti Solutions				Sundry Debtors					
1-Apr-20	3	Bales		2 Nos	0 Nos	2 Nos	1,000.00	2,000.00	1-Apr-20(195)
Totals				2 Nos		2 Nos		2,000.00	
Grand Total				2 Nos	0 Nos	2 Nos		2,000.00 Cr	

8. F7 – Destination wise filter in report.

Ahmedabad_

9. Destination wise Filter in Report as shown below:

EDU																	
K: Company		Y: Data		Z: Exchange		G: Go To		Q: Import		E: Export		M: E-mail		P: Print		F1: Help	
Ledger Wise Pending Sales Orders										Smart Solutions		X		F1: Detailed			
Group : Sundry Debtors												1-Apr-20 to 13-Oct-20		F2: Period			
Date	Order Number	Name of Item	Destination	Ordered Qty	Desp. Qty	Balance Qty	Rate	Value	Due on (OverDue)								
Allec Enterprise			Sundry Debtors	Rameshbhai	9023726216	589641231											
1-Apr-20	1	Dell Laptop	Anmedabad	1 Nos	0 Nos	1 Nos	5,000.00	5,000.00	1-Apr-20(199)	F4: Item							
				Totals	1 Nos	1 Nos		5,000.00	F6: Item Group								
										F7: Destination							
										F8: Item Category							
										F9: Ledger Group							
										F10: Show Balance							
										F11: Show Alt. Qty							
				Grand Total	1 Nos	0 Nos	1 Nos		5,000.00 Cr								

Note: Similarly user also gets Ledger wise pending Purchase Order report with all above shown filters.

FAQ

Which version/release of TallyPrime does the add-on support?

This add-on will work only from TallyPrime Release 1.0 onwards.

How will I get support for this add-on?

For any functional support requirements please do write to us on mail@aaplautomation.com or call us at +91-288-2713956/57/58, +91-9023726215/16, 9099908115, 9825036442.

If I need some enhancements / changes to be incorporated for the add-on, whom should I contact?

Please to write to us on mail@aaplautomation.com with your additional requirements and we will revert to you in 24 hours.

Will new features added be available to us?

We offer one year availability of all support and new features free of cost. After one year, nominal subscription cost will be applicable to you to continue to get free support and updates.

What will happen after one year?

There is no fixed annual charge to be payable mandatory. However if any changes are required in our Add-On to make compatible with New Release of TallyPrime then the modification Charges will be applied.

I am using a multi-site. Can I use the same Add-on for all the sites?

No, one Add-on will work only for 1 site. You need to purchase again if you want to use the same Add-on for more sites.

TDL Management screen shows errors with the Add-on. What do I do?

Check whether the error is because of the Add-on or because of clashes between 2 TDLs (An add-on is also a TDL). In case of clashes, disable one or more TDLs and check which TDL has the error. If the Add-on has a problem, you can report it to us.

My Tally went into educational mode after installing the add-on. What do I do?

Ledger wise Pending Sales & Purchase Order – 1.0

Go into **Gateway of Tally** → **Press F1 (Help)** → **TDL & Add-on** → **Press F4** and remove the Add-on from the list and Restart Tally.