




**POWER OF SIMPLICITY**

## Merging Ledger without Data Loss– 1.0



### **Alpha Automation Pvt. Ltd.**

#### **Head Office**

104-The Grand Apurva, Nr. Hotel Fortune Palace,

Nr. Digjam Circle, Airport Road - JAMNAGAR –Gujarat (India)

Phone No. : +91-288-2713956/57/58, 9023726215/16, 9099908115, 9825036442

Email : mail@aaplautomation.com

#### **Branch Office**

**Rajkot** : 807-Dhanrajni Complex, Nr. Hotel Imperial Palace, Dr. Yagnik Road, RAJKOT (Gujarat).

**Gandhidham** : 92-GMA Building, 2nd Floor, Plot No. -297, Sector-12B. GANDHIDHAM (Gujarat)

© 2020 Alpha Automation Pvt. Ltd. All rights reserved.

Tally, Tally 9, Tally9, Tally.ERP, Tally.ERP 9, Shoper, Shoper 9, Shoper POS, Shoper HO, Shoper 9 POS, Shoper 9 HO, TallyDeveloper, Tally.Server 9, Tally Developer, Tally. Developer 9, Tally.NET, Tally Development Environment, TallyPrime, TallyPrimeDeveloper, TallyPrime Server, Tally Extender, Tally Integrator, Tally Integrated Network, Tally Service Partner, TallyAcademy & Power of Simplicity are either registered trademarks or trademarks of Tally Solutions Pvt. Ltd. in India and/or other countries. All other trademarks are properties of their respective owners.

Version: Alpha Automation Pvt. Ltd. / Merging Ledger without Data Loss/1.0/ Oct-2020

## Merging Ledger without Data Loss– 1.0

### **Introduction**

The businesses use several accounts (ledgers) for expenses/sales accounts etc. however there times when the vouchers entered in one ledger are to be moved to other ledger. It isn't currently possible to merge two separate ledger vouchers. If user want to change the ledger name of a voucher, he has to do it only through voucher entry screen in alter mode for individual vouchers.

### **Benefits**

- With this module user can shift ledger vouchers of a ledger to another required ledger (of same group) individually or all by selecting them.

**Note:** Only Company Administrator can Merge Ledgers.

### **What's New?**

- Compatible with Tally Prime

#### **Important!**

Take back up of your company data before activating the Add-on.

Once you try/purchase an Add-on, follow the steps below to configure the Add-on and use it.

### **Installation**

1. Copy the TCP file in TallyPrime Folder.
2. Gateway of Tally → F1 (Help)→ TDL & Add-on → F4 (Manage Local TDL) → Select Yes in Load TDL on Startup and give the file name of TCP File. After pressing the Enter Key will show TDL Status which should be as Loaded.

### **System requirements:**


No additional hardware / software infrastructure is required for executing and operation this applications module

## 1. Activate the Add-on.

### For TallyPrime Release 1.0

Go to **Gateway of Tally** → **F1: Help** → **TDL & Add-On** → **F6: Add-On Features**. Alternatively, you may press **CTRL + ALT + T** from any menu to open TDL Management report and then press **F6: Add-On Features**

Set “Yes” to the option “**Enable Merging of Ledgers?**”



Add-On Features

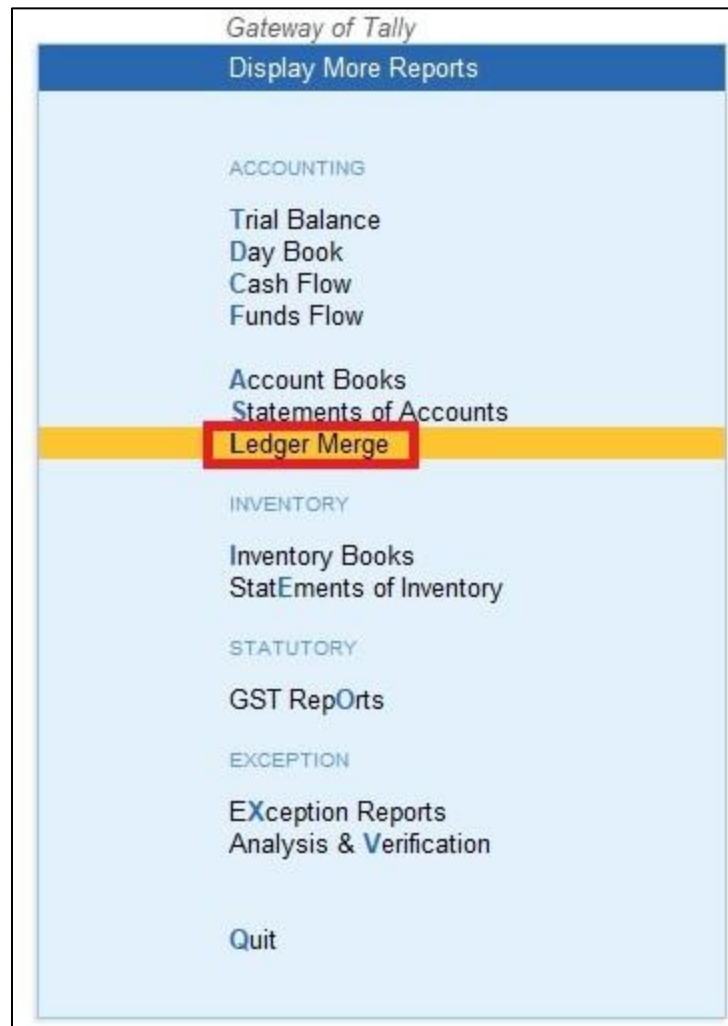
Enable Merging Of Ledgers ? Yes

Accept ?

Yes or No

## Detailed User Guide:

### 1. Navigate through Display -> Ledger Merge



**2. New Form will appear. Select Merging Ledger. (Only Same Group Ledger Will Pop Up)**

21

CURRENT DATE  
Tuesday, 13-Oct-2020

DATE OF LAST ENTRY  
13-Oct-20

Gateway of Tally  
Display More Reports

List of Ledger Accounts

- Allec Enterprise
- Amrut International
- Anjana Infotech
- Arihant Trading**
- Ashapura Distributors
- Balaji Machinery Traders
- Bhunit Enterprise
- B.M.Traders
- Chandan Hardware
- Dipali Enterprise
- Everest Enterprise
- Firstcom Solutions
- Gajjar Industries
- Geeta Machine Tools
- Guru Industries
- Heena Industries
- Hemant Enterprise
- Honest Corporation
- Imperial Pvt.Ltd
- Janki Enterprise
- Jay Ambe Tools& Nut Bolt
- Jaydeep Enterprise
- JK Agro Sales
- Jyoti Enterprise
- Ketan Electronics
- Kinjal Enterprise
- Kishor Enterprise
- Krishna Industries
- K Y Sales
- Lunux Electronics
- Madhusudan Enterprise
- Mahavir Brothers
- Mahavir Traders
- Mahendrakumar Brothers
- Meebi Enterprise

**Merging Ledger**

From Ledger : **Ace Shipping Pvt.Ltd**                      Group : **Sundry Debtors**

Merging Ledger:  Group : **Sundry Debtors**

### 3. Accept the Form.

Merging Ledger

From Ledger : <b>Ace Shipping Pvt.Ltd</b>	Group : <b>Sundry Debtors</b>
Merging Ledger: <b>Arihant Trading</b>	Group : <b>Sundry Debtors</b>

Accept ?

Yes or No

**4. After Accepting the Form all the selected Vouchers are merged in Merging Ledger as Below.**

Ledger Vouchers		Alpha Infotech		1-Apr-20 to 31-Mar-21	
Date	Particulars	Vch Type	Vch No.	Debit	Credit
1-Apr-20	ICICI	Payment	1	500.00	
1-Apr-20	ICICI	Payment	2	5,000.00	
14-Aug-20	Sales	Sales	7	1,180.00	
14-Aug-20	Sales	Sales	10	17,600.00	
14-Aug-20	HDFC	Receipt	1		15,000.00
22-Sep-20	Sales	Sales	25	3,860.00	
22-Sep-20	Sales	Credit Note	6		51,760.00
25-Sep-20	Sales	Sales	33	7,000.00	
				Opening Balance :	
				Current Total :	35,140.00    66,760.00
				Closing Balance :	31,620.00

- X
- F2: Period
- F3: Company
- F4: Ledger
- F5: Bill-wise
- F6: Monthly
- F7
- F8: Columnar
- F9
- F10
- R: Basis of Values
- H: Change View
- E: Exception Reports
- R: Reconcile
- S: Contact
- F12: Configure



## FAQ

### **Which version/release of TallyPrime does the add-on support?**

This add-on will work only from TallyPrime Release 1.0 onwards.

### **How will I get support for this add-on?**

For any functional support requirements please do write to us on [mail@aaplautomation.com](mailto:mail@aaplautomation.com) or call us at +91-288-2713956/57/58, +91-9023726215/16, 9099908115, 9825036442.

### **If I need some enhancements / changes to be incorporated for the add-on, whom should I contact?**

Please to write to us on [mail@aaplautomation.com](mailto:mail@aaplautomation.com) with your additional requirements and we will revert to you in 24 hours.

### **Will new features added be available to us?**

We offer one year availability of all support and new features free of cost. After one year, nominal subscription cost will be applicable to you to continue to get free support and updates.

### **What will happen after one year?**

There is no fixed annual charge to be payable mandatory. However if any changes are required in our Add-On to make compatible with New Release of TallyPrime then the modification Charges will be applied.

### **I am using a multi-site. Can I use the same Add-on for all the sites?**

No, one Add-on will work only for 1 site. You need to purchase again if you want to use the same Add-on for more sites.

### **TDL Management screen shows errors with the Add-on. What do I do?**

Check whether the error is because of the Add-on or because of clashes between 2 TDLs (An add-on is also a TDL). In case of clashes, disable one or more TDLs and check which TDL has the error. If the Add-on has a problem, you can report it to us.

**My Tally went into educational mode after installing the add-on. What do I do?**

Go into **Gateway of Tally** → **Press F1 (Help)** → **TDL & Add-on** → **Press F4** and remove the Add-on from the list and Restart Tally.