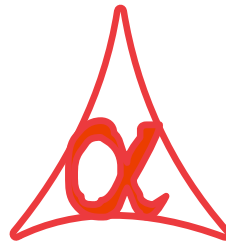




**POWER OF SIMPLICITY**

## Multiple PDF Generate for All Voucher– 1.0



**Alpha Automation Pvt. Ltd.**

**Head Office**

**104-The Grand Apurva, Nr. Hotel Fortune Palace,**

**Nr. Digjam Circle, Airport Road - JAMNAGAR –Gujarat (India)**

**Phone No. : +91-288-2713956/57/58, 9023726215/16, 9099908115, 9825036442**

**Email : [mail@aaplautomation.com](mailto:mail@aaplautomation.com)**

**Branch Office**

**Rajkot** : 807-Dhanrajni Complex, Nr. Hotel Imperial Palace, Dr. Yagnik Road, RAJKOT (Gujarat).

**Gandhidham** : 92-GMA Building, 2nd Floor, Plot No. -297, Sector-12B. GANDHIDHAM (Gujarat)

© 2020 Alpha Automation Pvt. Ltd. All rights reserved.

Tally, Tally 9, Tally9, Tally.ERP, Tally.ERP 9, Shoper, Shoper 9, Shoper POS, Shoper HO, Shoper 9 POS, Shoper 9 HO, TallyDeveloper, Tally.Server 9, Tally Developer, Tally. Developer 9, Tally.NET, Tally Development Environment, TallyPrime, TallyPrimeDeveloper, TallyPrime Server, Tally Extender, Tally Integrator, Tally Integrated Network, Tally Service Partner, TallyAcademy & Power of Simplicity are either registered trademarks or trademarks of Tally Solutions Pvt. Ltd. in India and/or other countries. All other trademarks are properties of their respective owners.

Version: Alpha Automation Pvt. Ltd. / **Multiple PDF Generate for All Voucher/1.0/ Oct-2020**

# Multiple PDF Generate for All Voucher– 1.0

## **Introduction**

- This Add-on Generates PDF File for All Selected Vouchers in one folder. User gets option of Selecting the Voucher in Voucher Register and can generate multiple PDF Files in one click.
- User can search vouchers based on Party Name also to generate PDF Vouchers for that Party only.

## **Benefits**

- Add-on allows the user to generate Single Folder for all PDF Files or can also generate Party Wise Folder and PDF Files will be stored in respective Party Wise Folder.
- Party Wise Folder Option is available in Inventory Mode Vouchers Only (Sales, Purchase, Credit Note, Debit Note, Sales and Purchase Order)

## **What's New?**

- Compatible with Tally Prime

### **Important!**

Take back up of your company data before activating the Add-on.

Once you try/purchase an Add-on, follow the steps below to configure the Add-on and use it.

## **Installation**

1. Copy the TCP file in TallyPrime Folder.
2. Gateway of Tally → F1 (Help) → TDL & Add-on → F4 (Manage Local TDL) → Select Yes in Load TDL on Startup and give the file name of TCP File. After pressing the Enter Key will show TDL Status which should be as Loaded.

## **System requirements:**

No additional hardware / software infrastructure is required for executing and operation this applications module

## 1. Activate the Add-on.

### For TallyPrime Release 1.0

Go to **Gateway of Tally** → **F1: Help** → **TDL & Add-On** → **F6: Add-On Features**. Alternatively, you may press **CTRL + ALT + T** from any menu to open TDL Management report and then press **F6: Add-On Features**

Set “**Yes**” to the option “**Enable Multi Generate PDF for All Vouchers?**”

**Add-On Features**

---

Enable Multi Generate PDF For All Vouchers ? **Yes**  
Enable to Create Partywise Folders ? **Yes**

Accept ?  
Yes or No

### Detailed User Guide:

#### 1. Go to Gateway of Tally → Display → Account Books → Purchase Register

Voucher Register		Smart Solutions				1-Nov-20 to 30-Nov-20		F2: Date
List of All Purchase Vouchers								F3: Company
Date	Particulars	Vch Type	Vch No.	Debit Amount	Credit Amount	F4: Voucher Type		
13-Nov-20	Amardeep Technologies	Purchase	10		21,240.00	F5		
13-Nov-20	Amardeep Technologies	Purchase	11	1,180.00		F6		
13-Nov-20	Amardeep Technologies	Purchase	12	5,900.00		F7: Show Profit		
13-Nov-20	Amarnath Solutions	Purchase	13		10,620.00	F8: Columnar		
						F9		
						F10		
						B: Basis of Values		
						H: Change View		
						J: Exception Reports		
						F4: Save PDF		
						F11: Party Name		
						F12: Configure		
				<b>Total:</b>	<b>38,940.00</b>			

## 2. Press F8 to Filter the Report, Search Party Name from List.

**Search Party Name**

Search Party Name Wise Filter :

**Select Party Name**

- ◆ Not Applicable
- Amardeep Technologies
- Amarnath Solutions

## 3. Party Name Filter on Purchase Voucher as Shown below.

Voucher Register		Smart Solutions		1-Nov-20 to 30-Nov-20		F2: Date	
List of All Purchase Vouchers						F3: Company	
Date	Particulars	Vch Type	Vch No.	Debit Amount	Credit Amount	F4: Voucher Type	
13-Nov-20	Amardeep Technologies	Purchase	10		21,240.00	F5	
13-Nov-20	Amardeep Technologies	Purchase	11		1,180.00	F6	
13-Nov-20	Amardeep Technologies	Purchase	12		5,900.00	F7: Show Profit	
						F8: Columnar	
						F9	
						F10	
						B: Basis of Values	
						H: Change View	
						E: Exception Reports	
						F4: Save PDF	
						F11: Party Name	
						F12: Configure	
<b>Total:</b>					28,320.00		

**4. Select a Ledger Name by pressing Space Bar and Press “Save PDF” (Alt+F4).**

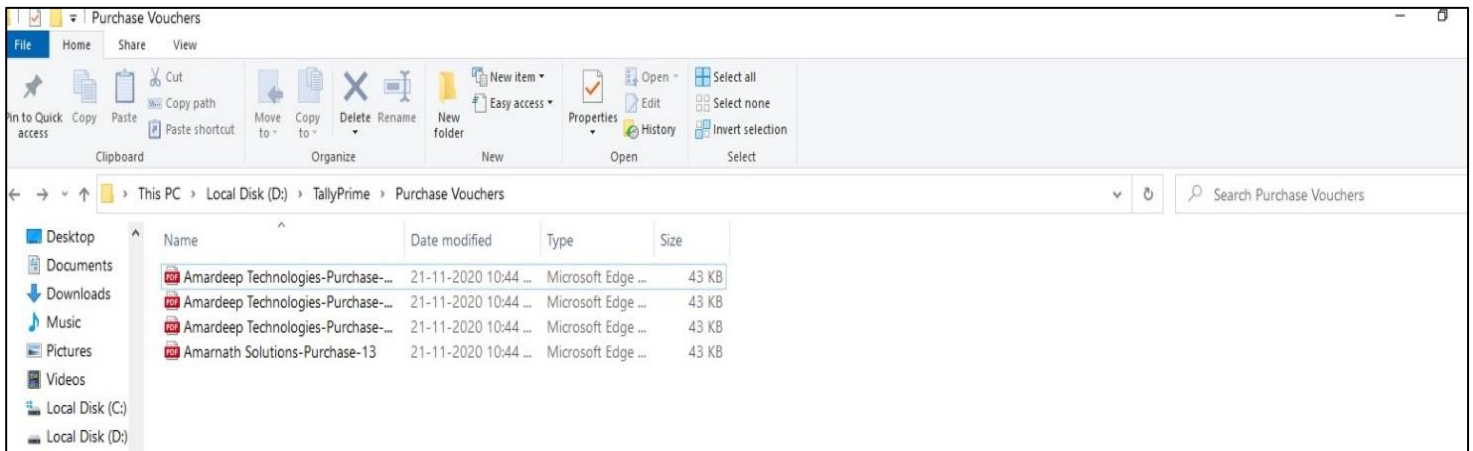
Voucher Register							Smart Solutions		1-Nov-20 to 30-Nov-20	
Date	Particulars	Vch Type	Vch No.	Debit Amount	Credit Amount					
13-Nov-20	Amardeep Technologies	Purchase	10		21,240.00					
13-Nov-20	Amardeep Technologies	Purchase	11		1,180.00					
13-Nov-20	Amardeep Technologies	Purchase	12		5,900.00					
13-Nov-20	Amarnath Solutions	Purchase	13		10,620.00					
				<b>Total:</b>		38,940.00				

F2: Date  
 F3: Company  
 F4: Voucher Type  
 F5  
 F6  
 F7: Show Profit  
 F8: Columnar  
 F9  
 F10  
 B: Basis of Values  
 H: Change View  
 J: Exception Reports  
**F4: Save PDF**  
 F11: Party Name  
 F12: Configure

**5. Users have entered the location of export files.**

Location of Export Files : **D:\TallyPrime\Purchase Vouchers**

## 6. Automatically PDF Payment Voucher in Given Location as Shown Below:



When user Enable create party wise Folder is given location

**1. set yes to “Create Party wise Folder?” in F6 Feature.**

Voucher Register						Smart Solutions		1-Nov-20 to 30-Nov-20	
Date	Particulars	Vch Type	Vch No.	Debit Amount	Credit Amount				
13-Nov-20	Amardeep Technologies	Purchase	10		21,240.00				
13-Nov-20	Amardeep Technologies	Purchase	11		1,180.00				
13-Nov-20	Amardeep Technologies	Purchase	12		5,900.00				
13-Nov-20	Amarnath Solutions	Purchase	13		10,620.00				
<b>Total:</b>						38,940.00			

F2: Date

F3: Company

F4: Voucher Type

F5

F6

F7: Show Profit

F8: Columnar

F9

F10

B: Basis of Values

H: Change View

J: Exception Reports

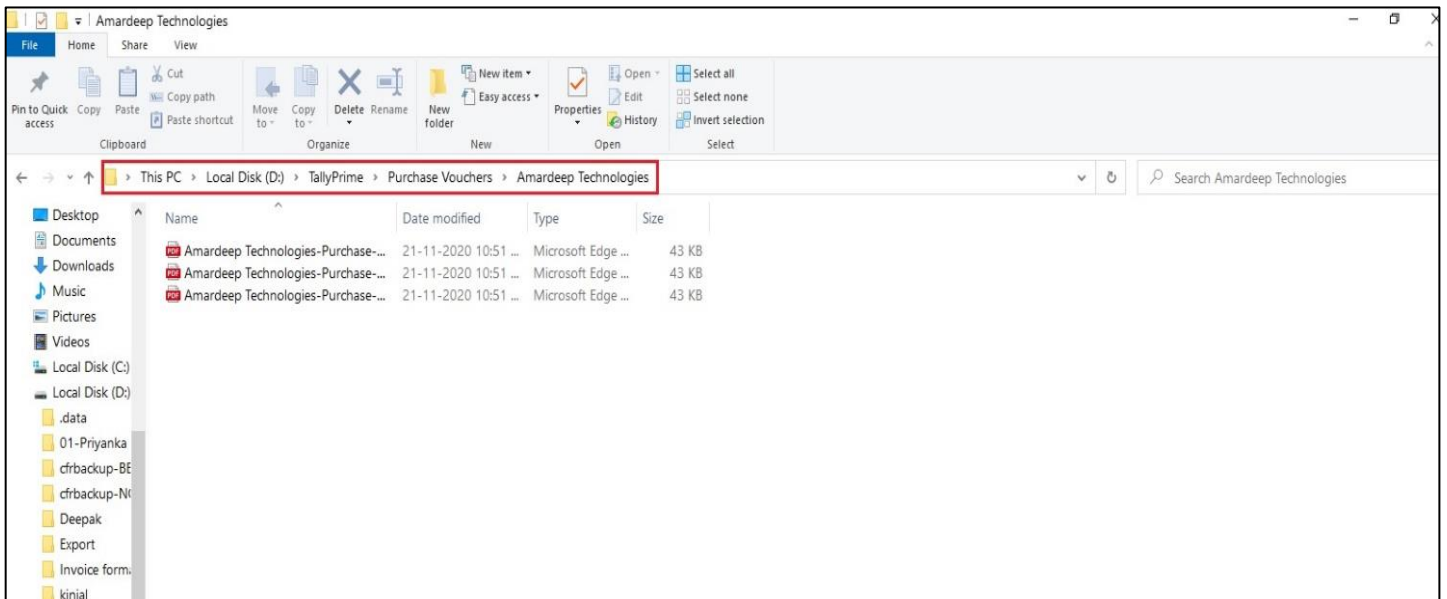
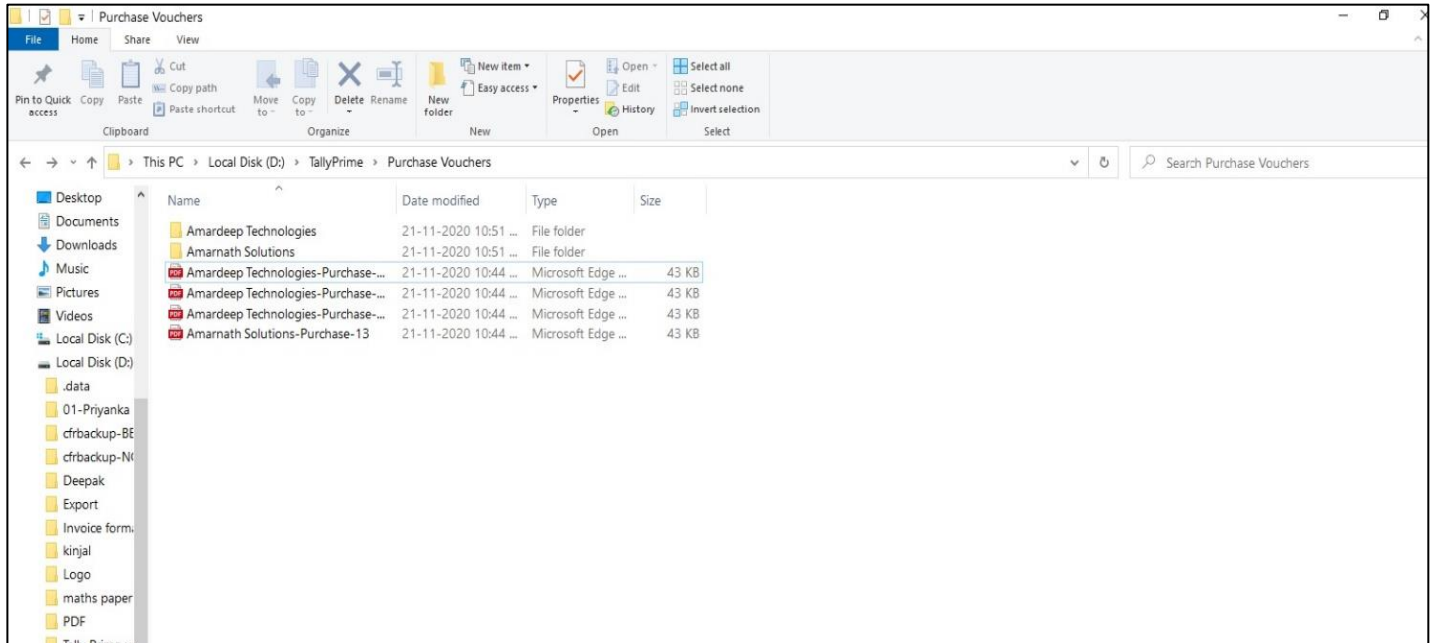
**F4: Save PDF**

F11: Party Name

F12: Configure



## 2. Party wise Folder Create in given Location as Shown below.



Note: With This Add-on User Can Also Multiple PDF Generate vouchers like Sales, Purchase, Sales Order, Purchase Order, Credit Note, Debit Note, Delivery Note, and Receipt Note

### 3. PDF Generated in Shown Below:

INVOICE						
<b>Smart Solutions</b> 102,Grand Apurva Complex, Nr.Fortune Palace Hotel, Opp.,Ketan Electronics Jamnagar,361001 GSTIN/UIN: 24AHVBN45896 State Name : Gujarat, Code : 24 Contact : 52964321,9825098442 E-Mail : aaaplautomation@gmail.com			Invoice No. <b>13</b>		Dated <b>13-Nov-20</b>	
			Supplier Invoice No. & Date. <b>1004 dt. 13-Nov-20</b>		Other References	
Supplier (Bill from) <b>Amarnath Solutions</b>  State Name : Gujarat, Code : 24						
Sl No.	Description of Goods	Quantity	Rate	per	Disc. %	Amount
1	<b>TDL Customization</b>	<b>2 Nos</b>	2,000.00	Nos		<b>4,000.00</b>
2	<b>RTGS Customization</b> Batch : Primary Batch Mfg Dt. :                      Expiry :	<b>1 Nos</b> 1 Nos	5,000.00	Nos		<b>5,000.00</b>
	<b>CGST</b>					9,000.00
	<b>SGST</b>					<b>810.00</b>
	<b>SGST</b>					<b>810.00</b>
Total		<b>3 Nos</b>				<b>₹ 10,620.00</b>
Amount Chargeable (in words) <b>INR Ten Thousand Six Hundred Twenty Only</b>						E. & O.E
Company's GSTIN/UIN : <b>248956632</b>			<b>for Amarnath Solutions</b>  Authorised Signatory			

## FAQ

### **Which version/release of TallyPrime does the add-on support?**

This add-on will work only from Tally Prime Release 1.0 onwards.

### **How will I get support for this add-on?**

For any functional support requirements please do write to us on [mail@aaplautomation.com](mailto:mail@aaplautomation.com) or call us at +91-288-2713956/57/58, +91-9023726215/16, 9099908115, 9825036442.

### **If I need some enhancements / changes to be incorporated for the add-on, whom should I contact?**

Please to write to us on [mail@aaplautomation.com](mailto:mail@aaplautomation.com) with your additional requirements and we will revert to you in 24 hours.

### **Will new features added be available to us?**

We offer one year availability of all support and new features free of cost. After one year, nominal subscription cost will be applicable to you to continue to get free support and updates.

### **What will happen after one year?**

There is no fixed annual charge to be payable mandatory. However if any changes are required in our Add-On to make compatible with New Release of TallyPrime then the modification Charges will be applied.

### **I am using a multi-site. Can I use the same Add-on for all the sites?**

No, one Add-on will work only for 1 site. You need to purchase again if you want to use the same Add-on for more sites.

### **TDL Management screen shows errors with the Add-on. What do I do?**

Check whether the error is because of the Add-on or because of clashes between 2 TDLs (An add-on is also a TDL). In case of clashes, disable one or more TDLs and check which TDL has the error. If the Add-on has a problem, you can report it to us.

**My Tally went into educational mode after installing the add-on. What do I do?**

Go into **Gateway of Tally** → **Press F1 (Help)** → **TDL & Add-on** → **Press F4** and remove the Add-on from the list and Restart Tally.