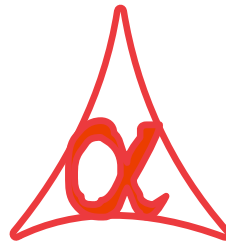




POWER OF SIMPLICITY

Block Alteration of Reconciled Entries– 1.0



Alpha Automation Pvt. Ltd.

Head Office

104-The Grand Apurva, Nr. Hotel Fortune Palace,

Nr. Digjam Circle, Airport Road - JAMNAGAR –Gujarat (India)

Phone No. : +91-288-2713956/57/58, 9023726215/16, 9099908115, 9825036442

Email : mail@aaplautomation.com

Branch Office

Rajkot : 807-Dhanrajni Complex, Nr. Hotel Imperial Palace, Dr. Yagnik Road, RAJKOT (Gujarat).

Gandhidham : 92-GMA Building, 2nd Floor, Plot No. -297, Sector-12B. GANDHIDHAM (Gujarat)

© 2020 Alpha Automation Pvt. Ltd. All rights reserved.

Tally, Tally 9, Tally9, Tally.ERP, Tally.ERP 9, Shoper, Shoper 9, Shoper POS, Shoper HO, Shoper 9 POS, Shoper 9 HO, Tally Developer, Tally. Server 9, Tally Developer, Tally. Developer 9, Tally.NET, Tally Development Environment, Tally Prime, TallyPrimeDeveloper, Tally Prime Server, Tally Extender, Tally Integrator, Tally Integrated Network, Tally Service Partner, Tally Academy & Power of Simplicity are either registered trademarks or trademarks of Tally Solutions Pvt. Ltd. in India and/or other countries. All other trademarks are properties of their respective owners.

Version: Alpha Automation Pvt. Ltd. / Block Alteration of Reconciled Entries/1.0/ Nov-2020

Block Alteration of Reconciled Entries– 1.0

Introduction

- This add-on is used to Block Users from altering entries which are reconciled.

Benefits

- No alteration of reconciled entries.
- No worries of Mismatch, once reconciled.

What's New?

- Compatible with Tally Prime

Important!

Take back up of your company data before activating the Add-on.

Once you try/purchase an Add-on, follow the steps below to configure the Add-on and use it.

Installation

1. Copy the TCP file in TallyPrime Folder.
2. Gateway of Tally → F1 (Help) → TDL & Add-on → F4 (Manage Local TDL) → Select Yes in Load TDL on Startup and give the file name of TCP File. After pressing the Enter Key will show TDL Status which should be as Loaded.

System requirements:

No additional hardware / software infrastructure is required for executing and operation this applications module

Setup Guide:

Go to Gateway of Tally > Alt+ K > Company > User Roles > Select Group

Set **“Yes”** to the option **“Allow Alteration of Bank Reconciled Voucher?”**

Security Levels	
Name of security level	: Account Dept
Use Basic Facilities of	: Owner
Days allowed for Back Dated vouchers	: 0
Cut-off date for Back Dated vouchers	:
Set/Alter rules for Print Before Save <i>(also applicable for Export/E-Mail/Upload)</i>	: No
Allow to override tax details	: No
Exclude On Account from Bill Allocations	: No
Exclude New Number from Item Allocations: <i>(for tracking/orders)</i>	: No
Allow company to connect	: Yes
Use Tally.NET Authentication	: No
Allow Alteration of Bank Reconciled Voucher ?	No
Disallow the following Facilities <i>(others will be allowed)</i>	Allow the following Facilities <i>(to re-enable disallowed facilities)</i>

Detailed User Guide:

1. Login with User Name Accuser@123 as below:

Company : Webmine Solutions

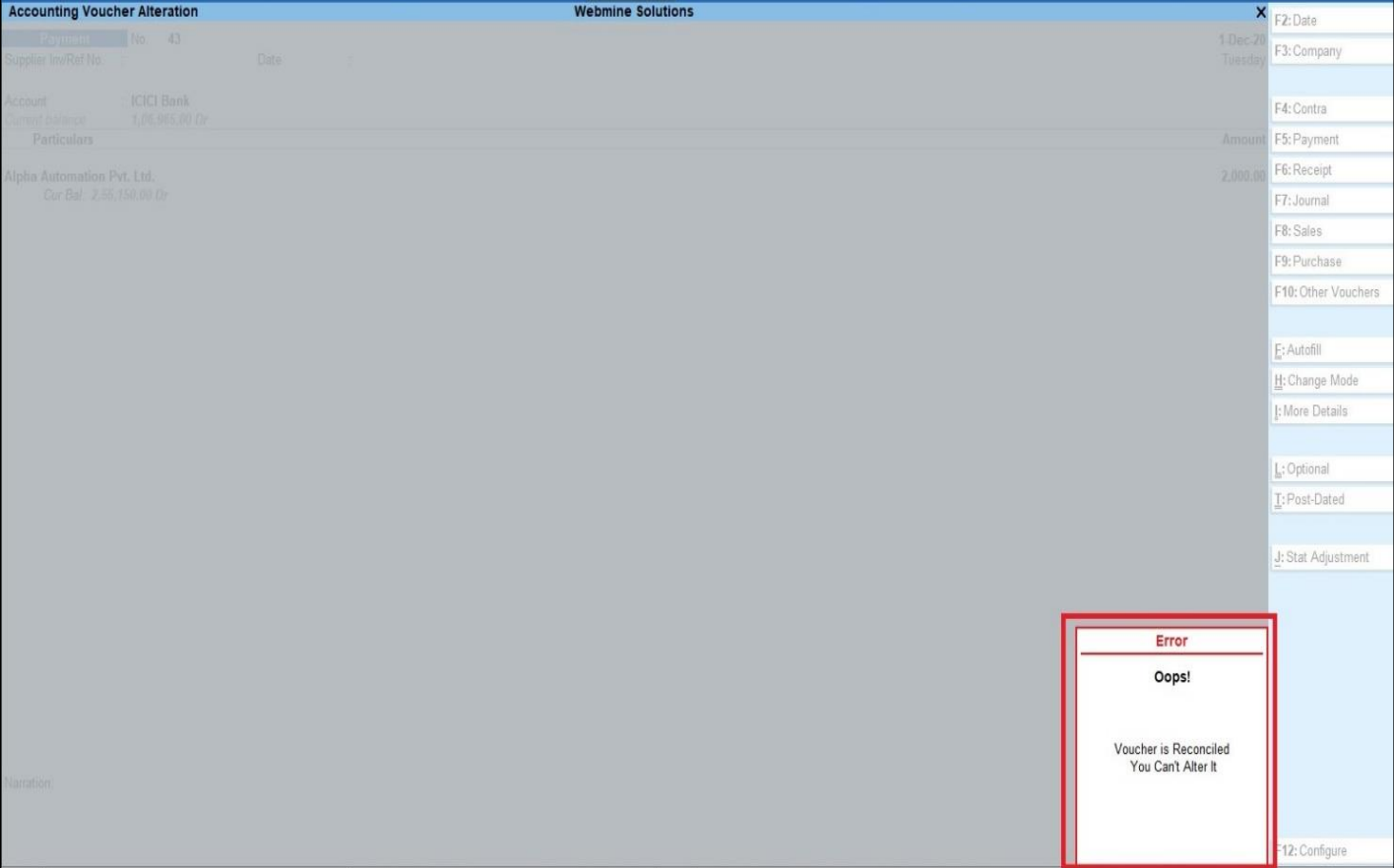
Username : **Accuser@123**

Password :

2. Reconciled Bank Date as shown below:

Bank Allocations for : ICICI Bank			
For: 2,000.00			
Ledger Name	Transaction Type		
			Amount
Alpha Automation Pvt. Ltd. e-Fund Transfer			2,000.00
<i>A/c no.</i>	: 0568745214	<i>IFS code</i>	: ICIC123456
<i>Bank</i>	: ICICI Bank (India)		
<i>Inst. no.</i>	: 45896321	<i>Inst. date</i>	: 1-Dec-20
<i>Favouring name</i>	: Alpha Automation Pvt. Ltd.		
<i>Bank date</i>	: 6-12-2020		

3. User trying to alter the reconciled entry in payment voucher while appear Message box as below:



The screenshot shows the 'Accounting Voucher Alteration' window in TallyPrime. The window title is 'Webmine Solutions'. The voucher details include:

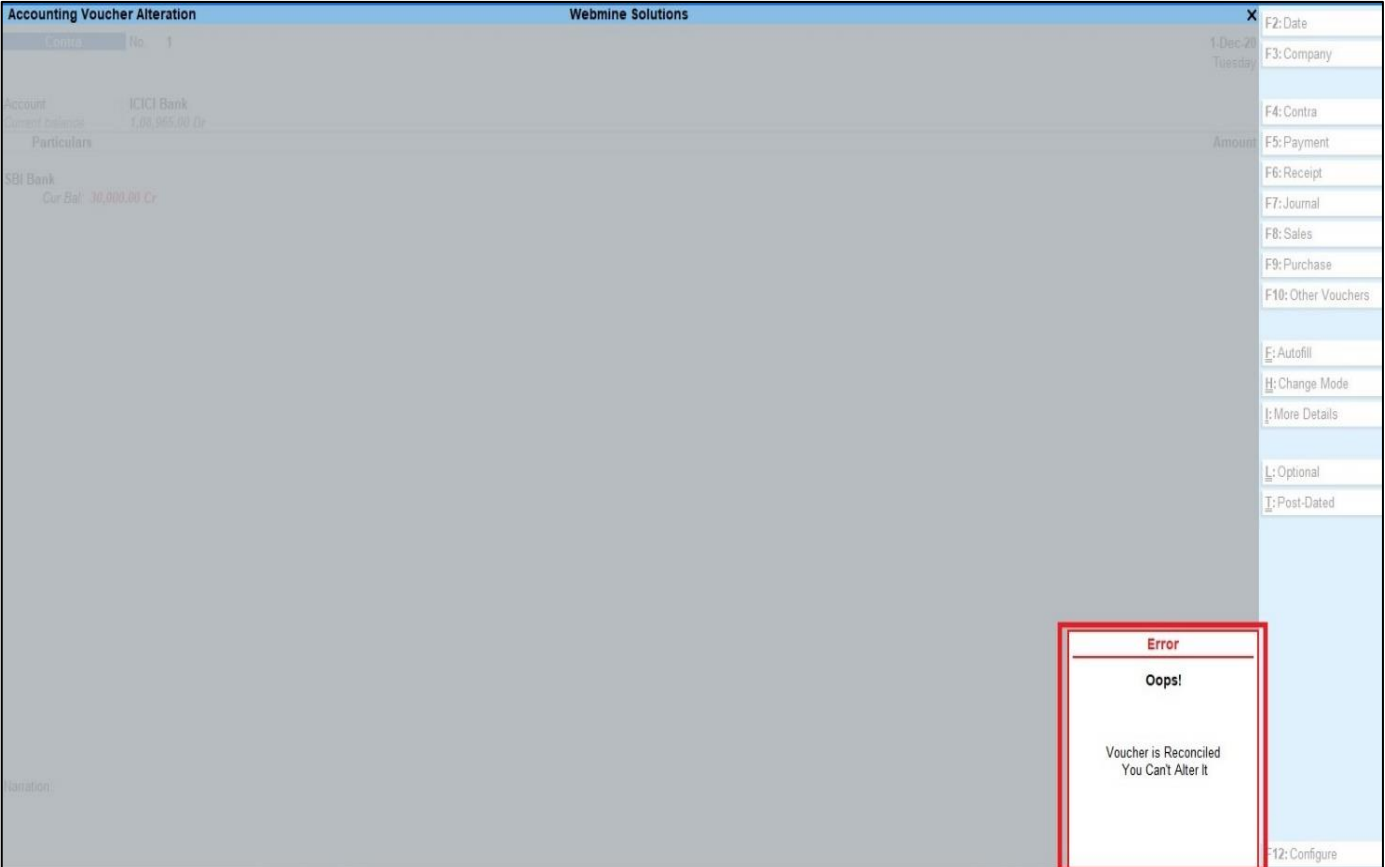
- Voucher Type: Payment, No: 43, Date: 1 Dec 20
- Supplier Inv/Ref No: Tuesday
- Account: ICICI Bank, Current Balance: 1,05,965.00 Dr
- Particulars: Alpha Automation Pvt. Ltd., Cur Bal: 2,35,150.00 Dr, Amount: 2,000.00

An error message box is displayed in the bottom right corner, containing the following text:

Error
Oops!
 Voucher is Reconciled
 You Can't Alter It

The error message box is highlighted with a red border. The right-hand side of the window contains a list of keyboard shortcuts for navigation and actions, such as F2: Date, F3: Company, F4: Contra, F5: Payment, F6: Receipt, F7: Journal, F8: Sales, F9: Purchase, F10: Other Vouchers, F: Autofill, H: Change Mode, I: More Details, L: Optional, T: Post-Dated, J: Stat Adjustment, and F12: Configure.

4. User trying to alter the reconciled entry in Contra voucher while appear Message box as below:



The screenshot displays the 'Accounting Voucher Alteration' window in TallyPrime. The window title is 'Webmine Solutions'. The voucher is a 'Contra' type, numbered '1', dated '1-Dec-20', and for 'Tuesday'. The account is 'ICICI Bank' with a current balance of '1,00,965.00 Dr'. The particulars section shows 'SBI Bank' with a current balance of '70,000.00 Cr'. A red-bordered error message box is overlaid on the bottom right of the window, containing the following text:

Error
Oops!
Voucher is Reconciled
You Can't Alter It

The error message box is highlighted with a red border. The window also features a right-hand menu with various function keys (F2-F12) and options like 'Autofill', 'Change Mode', 'More Details', 'Optional', and 'Post-Dated'.

FAQ

Which version/release of TallyPrime does the add-on support?

This add-on will work only from Tally Prime Release 1.0 onwards.

How will I get support for this add-on?

For any functional support requirements please do write to us on mail@aaplautomation.com or call us at +91-288-2713956/57/58, +91-9023726215/16, 9099908115, 9825036442.

If I need some enhancements / changes to be incorporated for the add-on, whom should I contact?

Please to write to us on mail@aaplautomation.com with your additional requirements and we will revert to you in 24 hours.

Will new features added be available to us?

We offer one year availability of all support and new features free of cost. After one year, nominal subscription cost will be applicable to you to continue to get free support and updates.

What will happen after one year?

There is no fixed annual charge to be payable mandatory. However if any changes are required in our Add-On to make compatible with New Release of TallyPrime then the modification Charges will be applied.

I am using a multi-site. Can I use the same Add-on for all the sites?

No, one Add-on will work only for 1 site. You need to purchase again if you want to use the same Add-on for more sites.

TDL Management screen shows errors with the Add-on. What do I do?

Check whether the error is because of the Add-on or because of clashes between 2 TDLs (An add-on is also a TDL). In case of clashes, disable one or more TDLs and check which TDL has the error. If the Add-on has a problem, you can report it to us.

My Tally went into educational mode after installing the add-on. What do I do?

Go into **Gateway of Tally** → **Press F1 (Help)** → **TDL & Add-on** → **Press F4** and remove the Add-on from the list and Restart Tally.