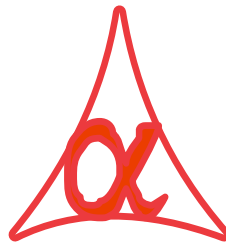




POWER OF SIMPLICITY

## Voucher Inventory Details

### Export to Excel



Alpha Automation Pvt. Ltd.

Head Office

104-The Grand Apurva, Nr. Hotel Fortune Palace,

Nr. Digjam Circle, Airport Road - JAMNAGAR –Gujarat (India)

Phone No. : +91-288-2713956/57/58, 9023726215/16, 9099908115, 9825036442

Email : mail@aaplautomation.com

Branch Office

**Rajkot** : 807-Dhanrajni Complex, Nr. Hotel Imperial Palace, Dr. Yagnik Road, RAJKOT (Gujarat).

**Gandhidham** : 92-GMA Building, 2nd Floor, Plot No. -297, Sector-12B. GANDHIDHAM (Gujarat)

© 2021 Alpha Automation Pvt. Ltd. All rights reserved.

Tally, Tally 9, Tally9, Tally.ERP, Tally.ERP 9, Shoper, Shoper 9, Shoper POS, Shoper HO, Shoper 9 POS, Shoper 9 HO, TallyDeveloper, Tally.Server 9, Tally Developer, Tally. Developer 9, Tally.NET, Tally Development Environment, TallyPrime, TallyPrimeDeveloper, TallyPrime Server, Tally Extender, Tally Integrator, Tally Integrated Network, Tally Service Partner, TallyAcademy & Power of Simplicity are either registered trademarks or trademarks of Tally Solutions Pvt. Ltd. in India and/or other countries. All other trademarks are properties of their respective owners.

Version: Alpha Automation Ltd. Ltd/Show Receipt in Sales and Payment in Purchas Register./1.0/Sep-2021

# Voucher Inventory Details

## Export to Excel.

### **Introduction**

This module helps the user to Export Inventory Details of Sales, Purchase, Sales Order, Purchase Order, Credit Note, Debit Note, Receipt Note, and Delivery Note in Excel Format. It exports Item Name, Qty, Rate, Per, Amount, Godown Name, and Batch Details.

### **Benefits**

- Inventory details in excel format helps for any kind of other works like Sorting the Data for Dispatch, Gate pass, Packing Slip, export to other software, Validation of the inventory Qty and Price etc.

### **What's New?**

- Compatible with Tally Prime.

### **Important!**

Take back up of your company data before activating the Add-on.

Once you try/purchase an Add-on, follow the steps below to configure the Add-on and use it.

### **Installation**

1. Copy the TCP file in TallyPrime Folder.
2. Gateway of Tally → F1 (Help) → TDL & Add-on → F4 (Manage Local TDL) → Select Yes in Load TDL on Startup and give the file name of TCP File. After pressing the Enter Key will show TDL Status which should be as Loaded.

### **System requirements:**

No additional hardware / software infrastructure is required for executing and operation this applications module

## Detailed User Guide:

### 1. Activate the Add-on.

*For TallyPrime Release 2.0*

Go to **Gateway of Tally** → **F1: Help** → **TDL & Add-On** → **F6: Add-On Features**.  
Alternatively, you may press **CTRL + ALT + T** from any menu to open TDL Management report and then press **F6: Add-On Features**

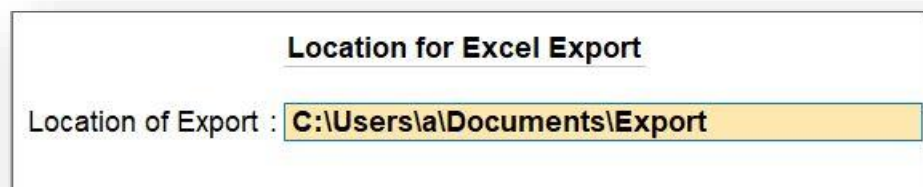
Set “Yes” to the option **“Enable Voucher Inventory Details to Excel Export?”**



Add-On Features

Enable Voucher Inventory Details to Excel Export ?

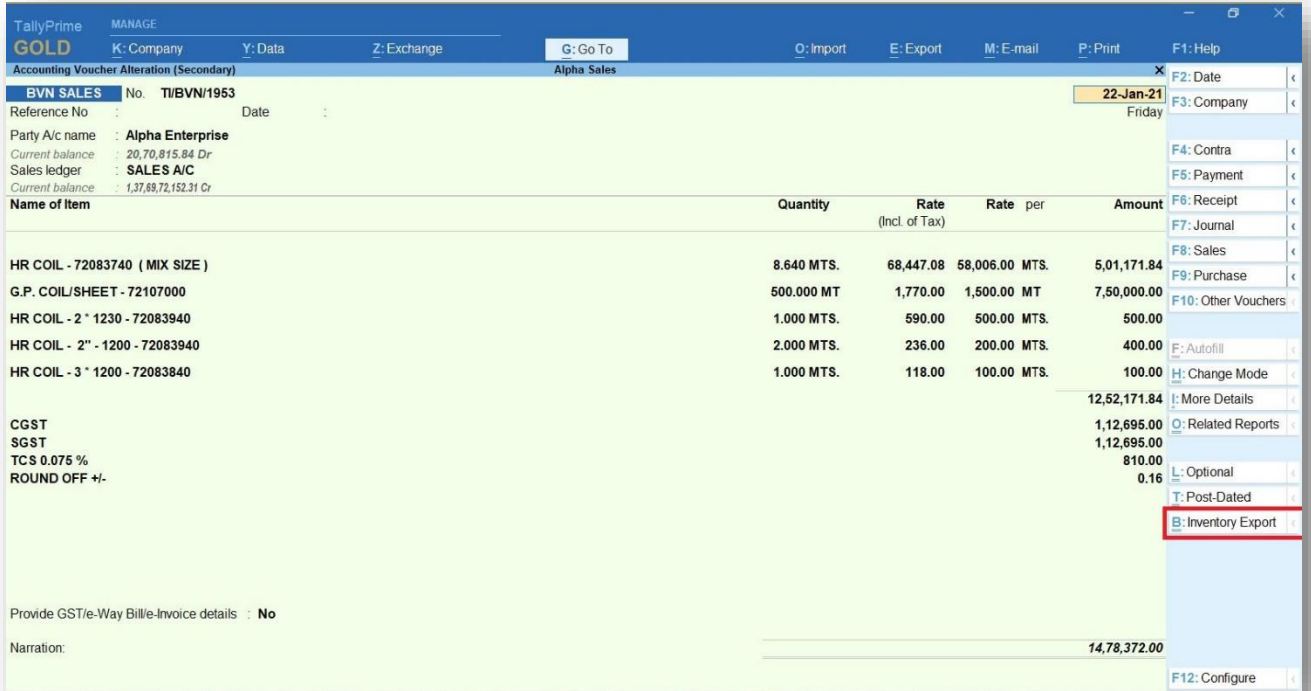
### 2. Set Location For Export File (Excel File).



**Location for Excel Export**

Location of Export :

### 3. Inventory Export Button In Voucher Entry Screen.



**Accounting Voucher Alteration (Secondary)** Alpha Sales

**BVN SALES** No. T/BVN/1953

Reference No : Date :

Party A/c name : Alpha Enterprise

Current balance : 20,70,815.84 Dr

Sales ledger : SALES A/C

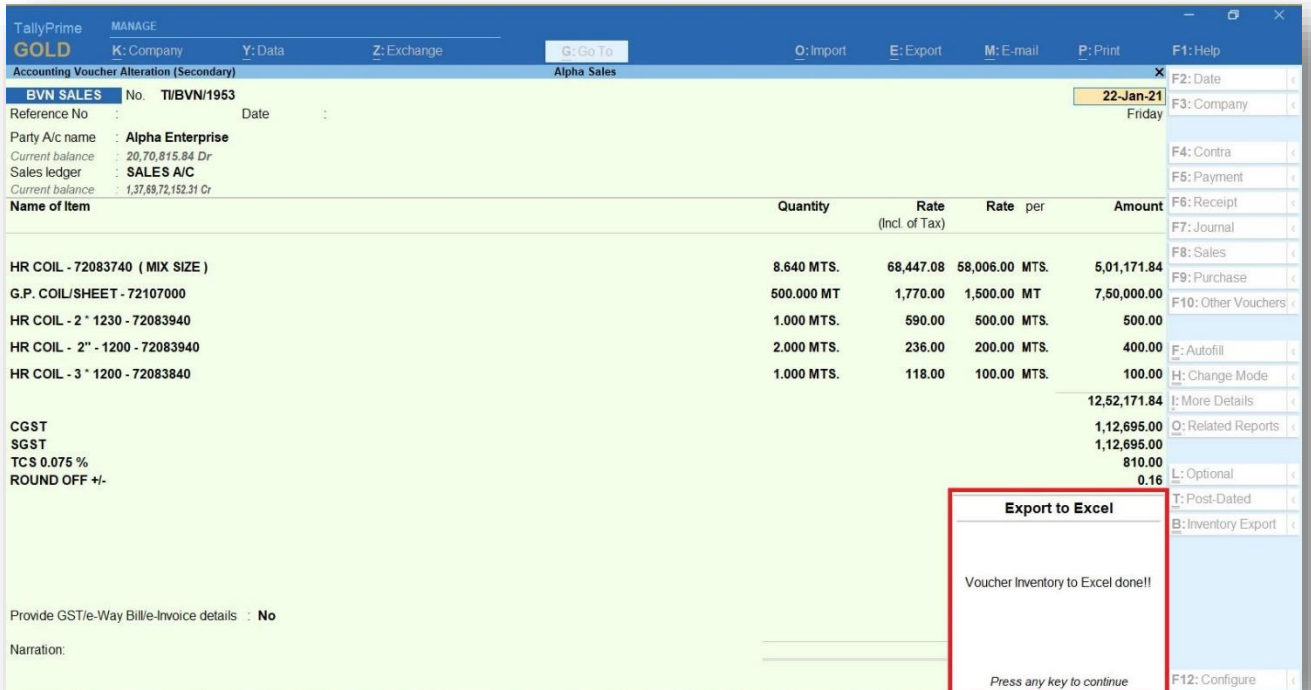
Current balance : 1,37,89,72,152.31 Cr

Name of Item	Quantity	Rate (Incl. of Tax)	Rate per	Amount
HR COIL - 72083740 ( MIX SIZE )	8.640 MTS.	68,447.08	58,006.00 MTS.	5,01,171.84
G.P. COIL/SHEET - 72107000	500.000 MT	1,770.00	1,500.00 MT	7,50,000.00
HR COIL - 2 * 1230 - 72083940	1.000 MTS.	590.00	500.00 MTS.	500.00
HR COIL - 2" - 1200 - 72083940	2.000 MTS.	236.00	200.00 MTS.	400.00
HR COIL - 3 * 1200 - 72083840	1.000 MTS.	118.00	100.00 MTS.	100.00
				12,52,171.84
CGST				1,12,695.00
SGST				1,12,695.00
TCS 0.075 %				810.00
ROUND OFF +/-				0.16
				14,78,372.00

Provide GST/e-Way Bill/e-Invoice details : No

Narration: \_\_\_\_\_

**Inventory Export**



**Accounting Voucher Alteration (Secondary)** Alpha Sales

**BVN SALES** No. T/BVN/1953

Reference No : Date :

Party A/c name : Alpha Enterprise

Current balance : 20,70,815.84 Dr

Sales ledger : SALES A/C

Current balance : 1,37,89,72,152.31 Cr

Name of Item	Quantity	Rate (Incl. of Tax)	Rate per	Amount
HR COIL - 72083740 ( MIX SIZE )	8.640 MTS.	68,447.08	58,006.00 MTS.	5,01,171.84
G.P. COIL/SHEET - 72107000	500.000 MT	1,770.00	1,500.00 MT	7,50,000.00
HR COIL - 2 * 1230 - 72083940	1.000 MTS.	590.00	500.00 MTS.	500.00
HR COIL - 2" - 1200 - 72083940	2.000 MTS.	236.00	200.00 MTS.	400.00
HR COIL - 3 * 1200 - 72083840	1.000 MTS.	118.00	100.00 MTS.	100.00
				12,52,171.84
CGST				1,12,695.00
SGST				1,12,695.00
TCS 0.075 %				810.00
ROUND OFF +/-				0.16

Provide GST/e-Way Bill/e-Invoice details : No

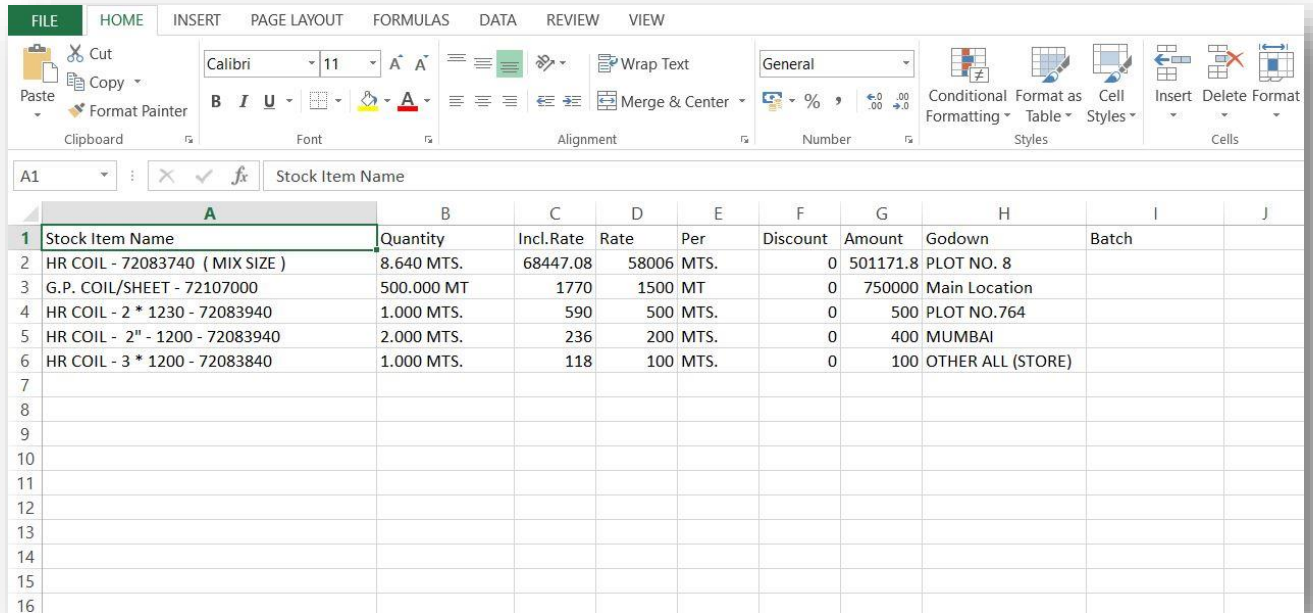
Narration: \_\_\_\_\_

**Export to Excel**

Voucher Inventory to Excel done!

Press any key to continue

#### 4. Export File.



Stock Item Name	Quantity	Incl. Rate	Rate	Per	Discount	Amount	Godown	Batch
HR COIL - 72083740 ( MIX SIZE )	8.640 MTS.	68447.08	58006	MTS.	0	501171.8	PLOT NO. 8	
G.P. COIL/SHEET - 72107000	500.000 MT	1770	1500	MT	0	750000	Main Location	
HR COIL - 2 * 1230 - 72083940	1.000 MTS.	590	500	MTS.	0	500	PLOT NO.764	
HR COIL - 2" - 1200 - 72083940	2.000 MTS.	236	200	MTS.	0	400	MUMBAI	
HR COIL - 3 * 1200 - 72083840	1.000 MTS.	118	100	MTS.	0	100	OTHER ALL (STORE)	

## FAQ

### **Which version/release of TallyPrime does the add-on support?**

This add-on will work only from Tally Prime Release 2.0 onwards.

### **How will I get support for this add-on?**

For any functional support requirements please do write to us on [mail@aaplautomation.com](mailto:mail@aaplautomation.com) or call us at +91-288-2713956/57/58, +91-9023726215/16, 9099908115, 9825036442.

### **If I need some enhancements / changes to be incorporated for the add-on, whom should I contact?**

Please to write to us on [mail@aaplautomation.com](mailto:mail@aaplautomation.com) with your additional requirements and we will revert to you in 24 hours.

### **Will new features added be available to us?**

We offer one year availability of all support and new features free of cost. After one year, nominal subscription cost will be applicable to you to continue to get free support and updates.

### **What will happen after one year?**

There is no fixed annual charge to be payable mandatory. However if any changes are required in our Add-On to make compatible with New Release of TallyPrime then the modification Charges will be applied.

### **I am using a multi-site. Can I use the same Add-on for all the sites?**

No, one Add-on will work only for 1 site. You need to purchase again if you want to use the same Add-on for more sites.

### **TDL Management screen shows errors with the Add-on. What do I do?**

Check whether the error is because of the Add-on or because of clashes between 2 TDLs (An add-on is also a TDL). In case of clashes, disable one or more TDLs and check which TDL has the error. If the Add-on has a problem, you can report it to us.

**My Tally went into educational mode after installing the add-on. What do I do?**

Go into **Gateway of Tally** → **Press F1 (Help)** → **TDL & Add-on** → **Press F4** and remove the Add-on from the list and Restart Tally.