




**POWER OF SIMPLICITY**

**Bank Details in Ledger statement & Outstanding**

**Report -1.0**



**Alpha Automation Pvt. Ltd.**

**Head Office**

104-The Grand Apurva, Nr. Hotel Fortune Palace,

Nr. Digjam Circle, Airport Road - JAMNAGAR –Gujarat (India)

Phone No. : +91-288-2713956/57/58, 9023726215/16/17, 9099908115, 9825036442

Email : mail@aaplautomation.com

**Branch Office**

**Rajkot** : 807-Dhanrajni Complex, Nr. Hotel Imperial Palace, Dr. Yagnik Road, RAJKOT (Gujarat).

**Gandhidham** : 92-GMA Building, 2nd Floor, Plot No. -297, Sector-12B. GANDHIDHAM (Gujarat)

© 2020 Alpha Automation Pvt. Ltd. All rights reserved.

Tally, Tally 9, Tally9, Tally.ERP, Tally.ERP 9, Shoper, Shoper 9, Shoper POS, Shoper HO, Shoper 9 POS, Shoper 9 HO, Tally Developer, Tally. Server 9, Tally Developer, Tally. Developer 9, Tally.NET, Tally Development Environment, Tally Prime, TallyPrimeDeveloper, Tally Prime Server, Tally Extender, Tally Integrator, Tally Integrated Network, Tally Service Partner, Tally Academy & Power of Simplicity are either registered trademarks or trademarks of Tally Solutions Pvt. Ltd. in India and/or other countries. All other trademarks are properties of their respective owners.

Version: Alpha Automation Pvt. Ltd. / Bank Details in Ledger Statement & Outstanding Report /1.0/  
march -2022

## Bank Details in Ledger statement & Outstanding Report -1.0

### **Introduction**

This Add-on print Bank Details and Bank QR Code in Ledger statement & outstanding report.

### **Benefits**

- Easy to get Bank Detail for payment in Ledger statement & outstanding ledger report.
- Printing of Bank Details QR Code makes each to make the payment.

### **What's New?**

- Compatible with Tally Prime

#### **Important!**

Take back up of your company data before activating the Add-on.

Once you try/purchase an Add-on, follow the steps below to configure the Add-on and use it.

### **Installation**

1. Copy the TCP file in TallyPrime Folder.
2. Gateway of Tally → F1 (Help) → TDL & Add-on → F4 (Manage Local TDL) → Select Yes in Load TDL on Startup and give the file name of TCP File. After pressing the Enter Key will show TDL Status which should be as Loaded.

### **System requirements:**

No additional hardware / software infrastructure is required for executing and operation this applications module

## 1. Activate the Add-on.

### For Tally Prime Release 1.0

Go to **Gateway of Tally** → **F1: Help** → **TDL & Add-On** → **F6: Add-On Features**.  
Alternatively, you may press **CTRL + ALT + T** from any menu to open TDL Management report and then press **F6: Add-On Features**

Set **“Yes”** to the option **“print Bank Details in Ledger Statement?”**

Select bank name and enter location of bank QR code

**Add-On Features**

---

Print Bank Details in Ledger Statement ? **Yes**

Select Bank : **ICICI Bank**

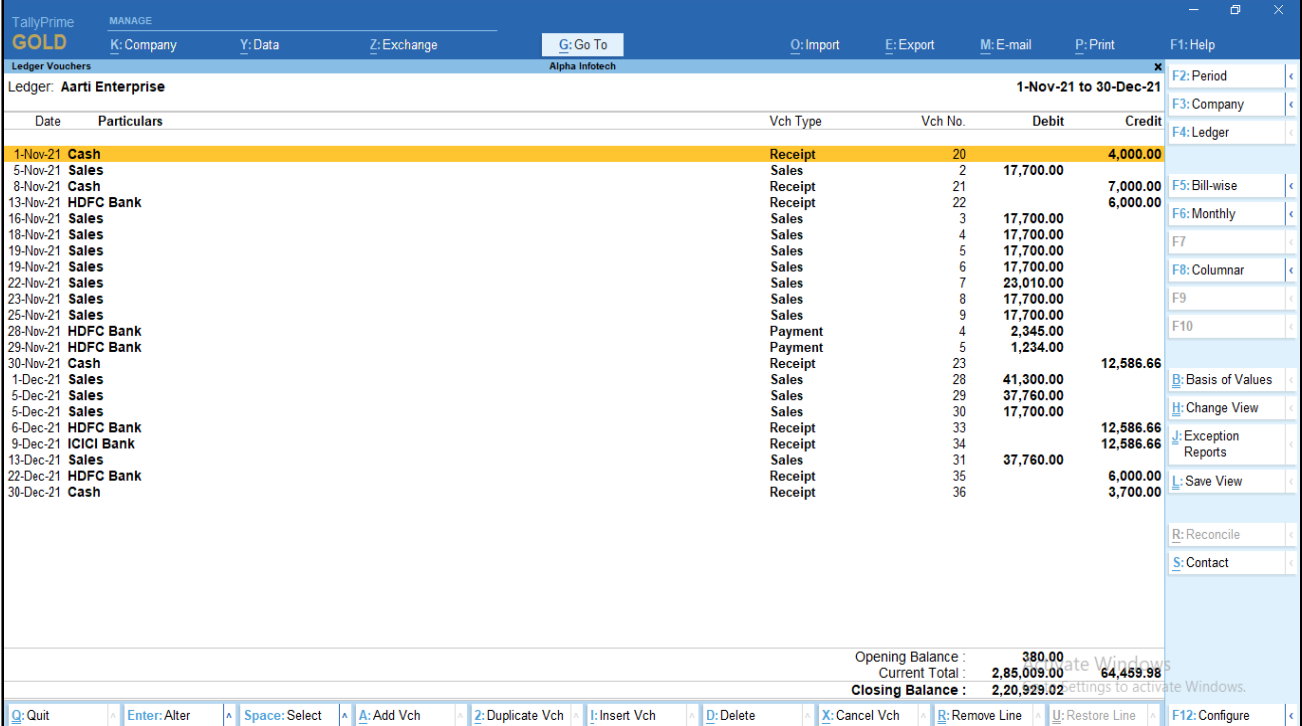
Print QR Code Location : **D:\Heenal\add on\Bank Details in Ledger Statement & Outstanding Report\AAPL-QR Code.bmp**

Accept ?

[Yes or No](#)

## Detailed User Guide:

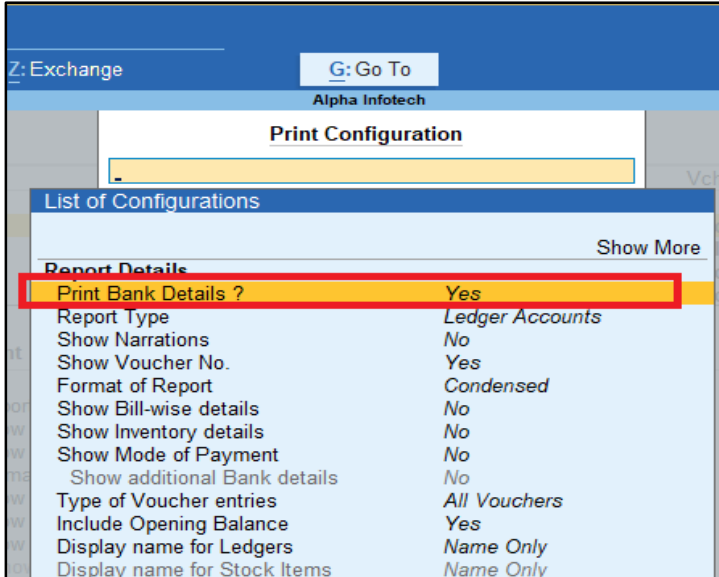
1. Gateway of Tally → Display More Reports → Ledger → Select Ledger → ledger statement will be displayed as shown below.



Date	Particulars	Vch Type	Vch No.	Debit	Credit
1-Nov-21	Cash	Receipt	20	4,000.00	
5-Nov-21	Sales	Sales	2	17,700.00	
8-Nov-21	Cash	Receipt	21		7,000.00
13-Nov-21	HDFC Bank	Receipt	22		6,000.00
16-Nov-21	Sales	Sales	3	17,700.00	
18-Nov-21	Sales	Sales	4	17,700.00	
19-Nov-21	Sales	Sales	5	17,700.00	
19-Nov-21	Sales	Sales	6	17,700.00	
22-Nov-21	Sales	Sales	7	23,010.00	
23-Nov-21	Sales	Sales	8	17,700.00	
25-Nov-21	Sales	Sales	9	17,700.00	
28-Nov-21	HDFC Bank	Payment	4	2,345.00	
29-Nov-21	HDFC Bank	Payment	5	1,234.00	
30-Nov-21	Cash	Receipt	23		12,586.66
1-Dec-21	Sales	Sales	28	41,300.00	
5-Dec-21	Sales	Sales	29	37,760.00	
5-Dec-21	Sales	Sales	30	17,700.00	
6-Dec-21	HDFC Bank	Receipt	33		12,586.66
9-Dec-21	ICICI Bank	Receipt	34		12,586.66
13-Dec-21	Sales	Sales	31	37,760.00	
22-Dec-21	HDFC Bank	Receipt	35		6,000.00
30-Dec-21	Cash	Receipt	36		3,700.00

Opening Balance : 380.00  
 Current Total : 2,85,009.00  
 Closing Balance : 2,20,929.02

2. Print Bank Details by setting “Yes” to “Print with Bank Details??” in Printing configuration (Alt. + P).




List of Configurations		Show More
<b>Report Details</b>		
Print Bank Details ?	Yes	
Report Type	Ledger Accounts	
Show Narrations	No	
Show Voucher No.	Yes	
Format of Report	Condensed	
Show Bill-wise details	No	
Show Inventory details	No	
Show Mode of Payment	No	
Show additional Bank details	No	
Type of Voucher entries	All Vouchers	
Include Opening Balance	Yes	
Display name for Ledgers	Name Only	
Display name for Stock Items	Name Only	

**3. Bank Details and Bank QR Code in Ledger statement is displayed as shown below:**

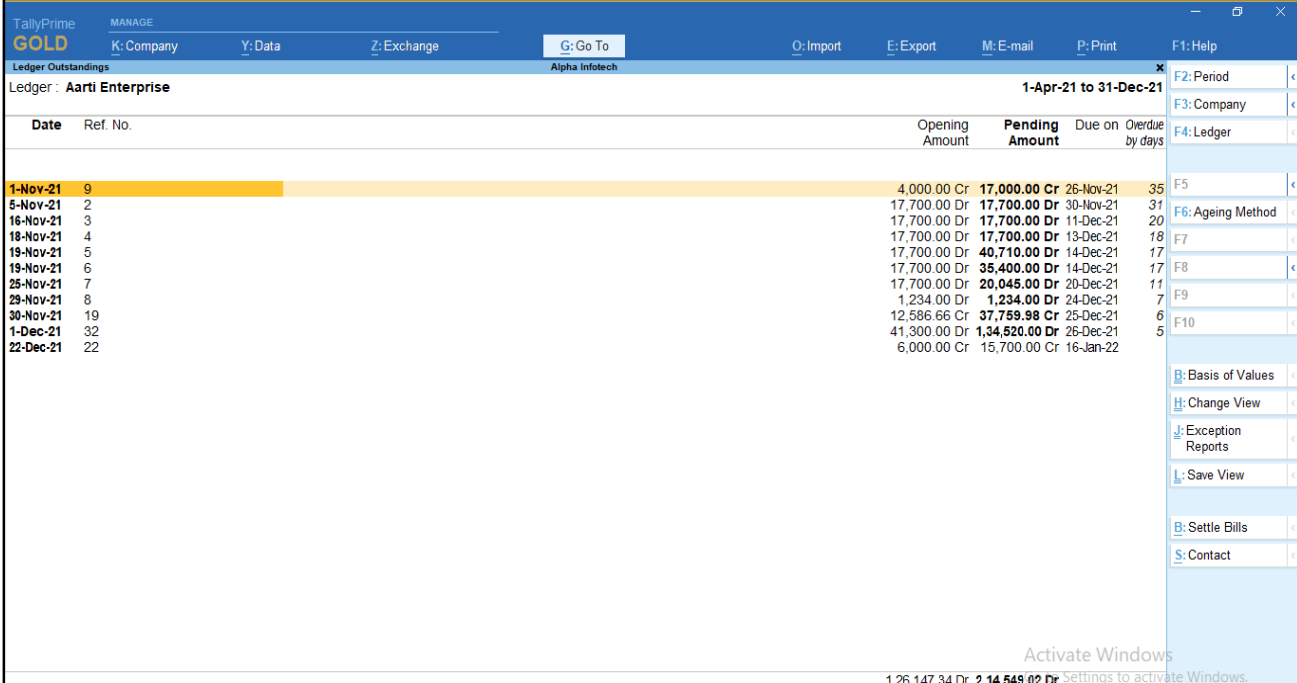
<b>Alpha Infotech</b> 104, 1st Floor, Dhanrajni Complex, Ashram Road Ahmedabad <b>Aarti Enterprise</b> Ledger Account ACTIVE BUSINESS PARK, UNIT NO 510, 5TH FLOOR 54/10, D.C. DEY ROAD, TANGRA Rajkot 1-Nov-21 to 31-Dec-21					
Date	Particulars	Vch Type	Vch No.	Debit	Page 1 Credit
1-Nov-21	Cr Opening Balance			<b>380.00</b>	
1-Nov-21	Dr Cash	Receipt	20		4,000.00
5-Nov-21	Cr Sales	Sales	2	17,700.00	
8-Nov-21	Dr Cash	Receipt	21		7,000.00
13-Nov-21	Dr HDFC Bank	Receipt	22		6,000.00
16-Nov-21	Cr Sales	Sales	3	17,700.00	
18-Nov-21	Cr Sales	Sales	4	17,700.00	
19-Nov-21	Cr Sales	Sales	5	17,700.00	
	Cr Sales	Sales	6	17,700.00	
22-Nov-21	Cr Sales	Sales	7	23,010.00	
23-Nov-21	Cr Sales	Sales	8	17,700.00	
25-Nov-21	Cr Sales	Sales	9	17,700.00	
28-Nov-21	Cr HDFC Bank	Payment	4	2,345.00	
29-Nov-21	Cr HDFC Bank	Payment	5	1,234.00	
30-Nov-21	Dr Cash	Receipt	23		12,586.66
1-Dec-21	Cr Sales	Sales	28	41,300.00	
5-Dec-21	Cr Sales	Sales	29	37,760.00	
	Cr Sales	Sales	30	17,700.00	
6-Dec-21	Dr HDFC Bank	Receipt	33		12,586.66
9-Dec-21	Dr ICICI Bank	Receipt	34		12,586.66
13-Dec-21	Cr Sales	Sales	31	37,760.00	
22-Dec-21	Dr HDFC Bank	Receipt	35		6,000.00
30-Dec-21	Dr Cash	Receipt	36		3,700.00
31-Dec-21	Dr ICICI Bank	Receipt	37		6,000.00
				<u>2,85,389.00</u>	<u>70,459.98</u>
	Dr Closing Balance				<u>2,14,929.02</u>
				<u>2,85,389.00</u>	<u>2,85,389.00</u>

<u>Company's Bank Details</u>	
A/c Holder's Name :	Alpha Digital Traders
Bank Name :	ICICI Bank
A/c No. :	020505000187
Branch & IFS Code :	Ahmedabad & ICIC0000205

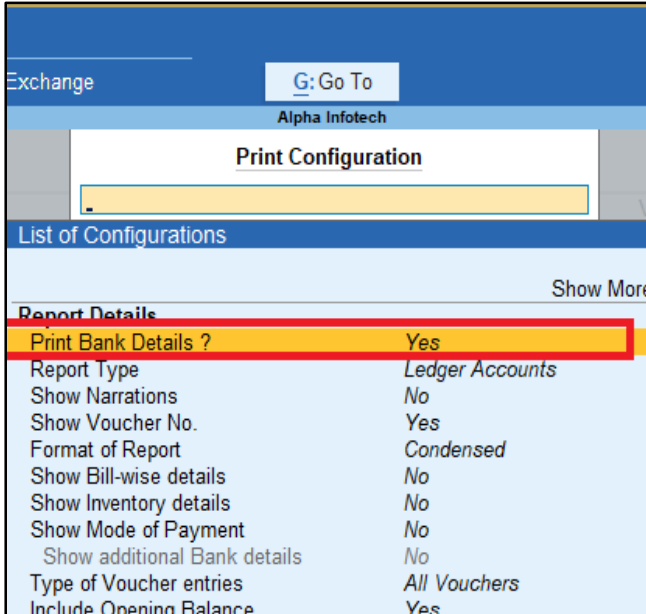


**4. Gateway of tally → Display more reports → Statement of Accounts → Outstanding → Ledger → Select ledger → outstanding ledger report will be displayed as shown below.**



Date	Ref. No.	Opening Amount	Pending Amount	Due on	Overdue by days
1-Nov-21	9	4,000.00 Cr	17,000.00 Cr	26-Nov-21	35
5-Nov-21	2	17,700.00 Dr	17,700.00 Dr	30-Nov-21	31
16-Nov-21	3	17,700.00 Dr	17,700.00 Dr	11-Dec-21	20
18-Nov-21	4	17,700.00 Dr	17,700.00 Dr	13-Dec-21	18
19-Nov-21	5	17,700.00 Dr	40,710.00 Dr	14-Dec-21	17
19-Nov-21	6	17,700.00 Dr	35,400.00 Dr	14-Dec-21	17
25-Nov-21	7	17,700.00 Dr	20,045.00 Dr	20-Dec-21	11
29-Nov-21	8	1,234.00 Dr	1,234.00 Dr	24-Dec-21	7
30-Nov-21	19	12,586.66 Cr	37,759.98 Cr	25-Dec-21	6
1-Dec-21	32	41,300.00 Dr	1,34,520.00 Dr	26-Dec-21	5
22-Dec-21	22	6,000.00 Cr	15,700.00 Cr	16-Jan-22	

**5. Print Bank Details by setting “Yes” to “Print with Bank Details??” in Printing configuration (Alt. + P).**




List of Configurations	
Show More	
<b>Report Details</b>	
Print Bank Details ?	Yes
Report Type	Ledger Accounts
Show Narrations	No
Show Voucher No.	Yes
Format of Report	Condensed
Show Bill-wise details	No
Show Inventory details	No
Show Mode of Payment	No
Show additional Bank details	No
Type of Voucher entries	All Vouchers
Include Opening Balance	Yes

**6. Bank Details and Bank QR Code in outstanding report is displayed as shown below:**

		<b>Alpha Infotech</b>				
		104, 1st Floor, Dhanrajni Complex, Ashram Road Ahmedabad				
		<b>Aarti Enterprise</b>				
		Bill-wise Details				
		1-Apr-21 to 31-Dec-21			Page 1	
Date	Ref. No.	Opening Amount	Pending Amount	Due on	Overdue by days	
1-Nov-21	9	4,000.00 Cr	17,000.00 Cr	25-Nov-21		35
5-Nov-21	2	17,700.00 Dr	17,700.00 Dr	30-Nov-21		31
16-Nov-21	3	17,700.00 Dr	17,700.00 Dr	11-Dec-21		20
18-Nov-21	4	17,700.00 Dr	17,700.00 Dr	13-Dec-21		18
19-Nov-21	5	17,700.00 Dr	48,710.00 Dr	14-Dec-21		17
19-Nov-21	6	17,700.00 Dr	35,400.00 Dr	14-Dec-21		17
25-Nov-21	7	17,700.00 Dr	20,045.00 Dr	20-Dec-21		11
29-Nov-21	8	1,234.00 Dr	1,234.00 Dr	24-Dec-21		7
30-Nov-21	19	12,586.66 Cr	37,759.98 Cr	25-Dec-21		6
1-Dec-21	32	41,300.00 Dr	1,34,520.00 Dr	26-Dec-21		5
22-Dec-21	22	6,000.00 Cr	15,700.00 Cr	16-Jan-22		
		1,26,147.34 Dr	2,14,549.02 Dr			

<b>Company's Bank Details</b>	
A/c Holder's Name : Alpha Digital Traders	
Bank Name : ICICI Bank	
A/c No. : 020505000187	
Branch & IFS Code : Ahmedabad & ICIC0000205	



## FAQ

### **Which version/release of TallyPrime does the add-on support?**

This add-on will work only from Tally Prime Release 1.0 onwards.

### **How will I get support for this add-on?**

For any functional support requirements please do write to us on [mail@aaplautomation.com](mailto:mail@aaplautomation.com) or call us at +91-288-2713956/57/58, +91-9023726215/16/17, 9099908115, 9825036442.

### **If I need some enhancements / changes to be incorporated for the add-on, whom should I contact?**

Please to write to us on [mail@aaplautomation.com](mailto:mail@aaplautomation.com) with your additional requirements and we will revert to you in 24 hours.

### **Will new features added be available to us?**

We offer one year availability of all support and new features free of cost. After one year, nominal subscription cost will be applicable to you to continue to get free support and updates.

### **What will happen after one year?**

There is no fixed annual charge to be payable mandatory. However if any changes are required in our Add-On to make compatible with New Release of TallyPrime then the modification Charges will be applied.

### **I am using a multi-site. Can I use the same Add-on for all the sites?**

No, one Add-on will work only for 1 site. You need to purchase again if you want to use the same Add-on for more sites.

### **TDL Management screen shows errors with the Add-on. What do I do?**

Check whether the error is because of the Add-on or because of clashes between 2 TDLs (An add-on is also a TDL). In case of clashes, disable one or more TDLs and check which TDL has the error. If the Add-on has a problem, you can report it to us.

**My Tally went into educational mode after installing the add-on. What do I do?**

Go into **Gateway of Tally** → **Press F1 (Help)** → **TDL & Add-on** → **Press F4** and remove the Add-on from the list and Restart Tally.