




POWER OF SIMPLICITY

AMC Module in Tally



Alpha Automation Pvt. Ltd.

Head Office

104-The Grand Apurva, Nr. Hotel Fortune Palace,

Nr. Digjam Circle, Airport Road - JAMNAGAR –Gujarat (India)

Phone No. : +91-288-2713956/57/58, 9023726215/16/17, 9099908115, 9825036442

Email : mail@aaplautomation.com

Branch Office

Rajkot : 807-Dhanrajni Complex, Nr. Hotel Imperial Palace, Dr. Yagnik Road, RAJKOT (Gujarat).

Gandhidham : 92-GMA Building, 2nd Floor, Plot No. -297, Sector-12B. GANDHIDHAM (Gujarat)

© 2020 Alpha Automation Pvt. Ltd. All rights reserved.

Tally, Tally 9, Tally9, Tally.ERP, Tally.ERP 9, Shoper, Shoper 9, Shoper POS, Shoper HO, Shoper 9 POS, Shoper 9 HO, TallyDeveloper, Tally.Server 9, Tally Developer, Tally. Developer 9, Tally.NET, Tally Development Environment, TallyPrime, TallyPrimeDeveloper, TallyPrime Server, Tally Extender, Tally Integrator, Tally Integrated Network, Tally Service Partner, TallyAcademy & Power of Simplicity are either registered trademarks or trademarks of Tally Solutions Pvt. Ltd. in India and/or other countries. All other trademarks are properties of their respective owners.

Version: Alpha Automation Pvt. Ltd/ AMC module / 1.0/ march -2022

AMC Module in Tally

Introduction

This module helps the user to enter Sales and Purchase Voucher with AMC details. It also helps the user to Generate Current AMC Customer and Supplier Report and also Expiry Report for AMC.

Benefits

- It Calculates AMC End Date automatically.
- Prints AMC Details in Invoice. Gives the option of printing details as Separate Column or Description.
- Gives the Report for AMC which are going to expire in that period.
- Also gives the Report of Currently Running AMC.

What's New?

- Compatible With Tally Prime

Important!

Take back up of your company data before activating the Add-on.

Once you try/purchase an Add-on, follow the steps below to configure the Add-on and use it.

Installation

1. Copy the TCP file in Tally Prime Folder.
2. Gateway of Tally → F1 (Help) → TDL & Add-on → F4 (Manage Local TDL) → Select Yes in Load TDL on Startup and give the file name of TCP File. After pressing the Enter Key will show TDL Status which should be as Loaded.

System requirements:

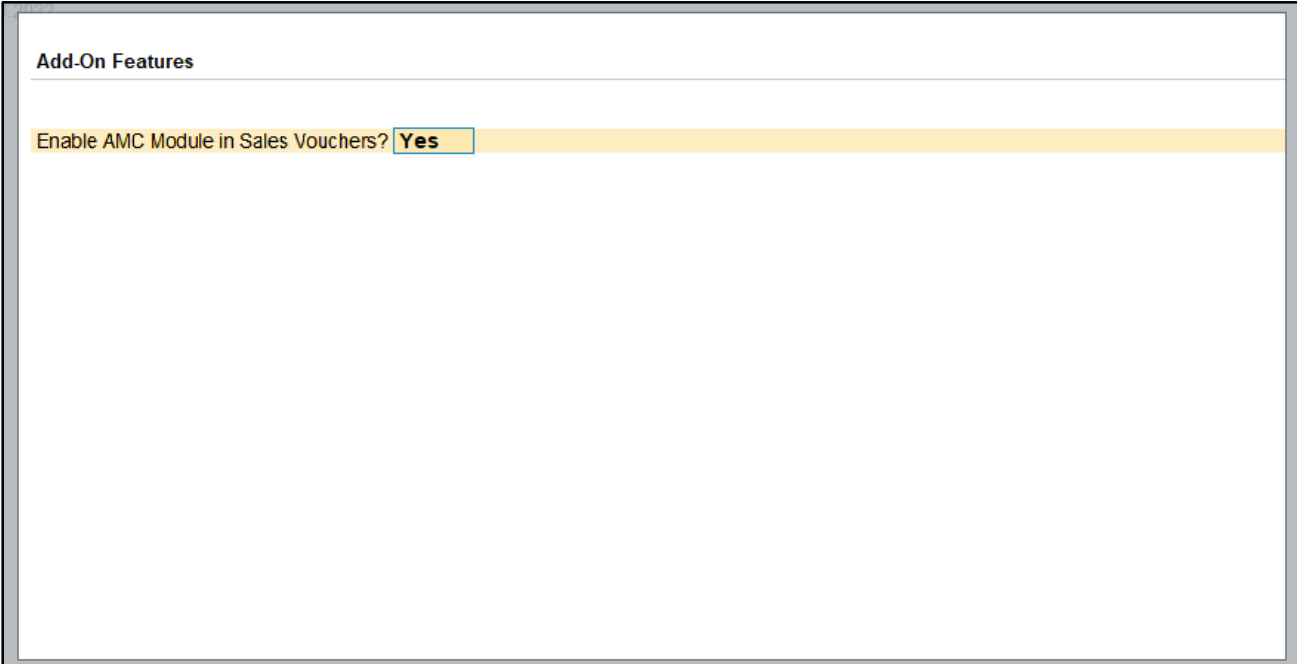
No additional hardware / software infrastructure is required for executing and operation this applications module.

1. Activate the Add-on.

For TallyPrime Release 1.0

Go to **Gateway of Tally** → **F1: Help** → **TDL & Add-On** → **F6: Add-On Features**.
Alternatively, you may press **CTRL + ALT + T** from any menu to open TDL Management report and then press **F6: Add-On Features**

Set **“Yes”** to the option **“Enable AMC Module in Vouchers?”**



Add-On Features	
Enable AMC Module in Sales Vouchers?	Yes

2. Navigate through Gateway of Tally → Alter → Voucher Type → sales voucher

Set “Yes” to Enable AMC Entry in voucher.

Set “Yes” to Voucher Type reserved for AMC Entry only.

Set “yes” print AMC period in Invoice to Print AMC period in Invoice.

To print AMC period in Invoice as Select description or column.

General		Printing	Name of Class
TallyPrime GOLD MANAGE K: Company Y: Data Z: Exchange G: Go To O: Import E: Export M:			
Voucher Type Alteration Alpha Pvt Ltd.			
Name : Sales (alias) :			
Select type of voucher : Sales Abbreviation : Sale Activate this Voucher Type : Yes Method of voucher numbering : Automatic Use advanced configuration : No	Print voucher after saving : No Enable AMC Entry in voucher : Yes Voucher Type reserved for AMC Entry only: Yes Print AMC period in Invoice : Yes Print AMC period in Invoice as : Column		
Use effective dates for vouchers : No Allow zero-valued transactions : No Make this voucher type as 'Optional' by default : No Allow narration in voucher : Yes Provide narrations for each ledger in voucher : No	Use for POS invoicing : No Default title to print : Default bank : ♦ Not Applicable Default jurisdiction : Set/alter declaration : No		
Enable default accounting allocations : No Position Index in Reports : 70			

3. Gateway of Tally → Vouchers → Prepare sales voucher and select AMC type and enter duration date print sales voucher.

TallyPrime **GOLD** MANAGE
 K: Company Y: Data Z: Exchange G: Go To O: Import E: Export M: E-mail P: Print

Accounting Voucher Alteration (Secondary) Alpha Pvt Ltd.

Sales No. 1 1-Apr-21 Thursday

Reference No : 1002 Date : 1-Apr-21

Party A/c name : Alpha Infotech Solutions-Jamnagar

Current balance : 12,000.00 Dr

Sales ledger : Sales

Current balance : 37,000.00 Cr

Name of Item	AMC Type	AMC Period	Quantity	Rate per	Amount
Tally Single User	Annual	Annual	1.00 nos	10,000.00 nos	10,000.00
IGST					1,800.00
Narration:					1.00 nos 11,800.00

Q: Quit A: Accept D: Delete X: Cancel Vch

4. Sales voucher invoice is shown below.

TallyPrime GOLD		MANAGE		K: Company		Y: Data		Z: Exchange		G: Go To	
Tax Invoice											
Alpha Pvt Ltd. State Name : Gujarat, Code : 24 Consignee (Ship to) Alpha Infotech Solutions 336-338 Madhav Plazz, Opp:SBI Bank, Nr: Lal Bunglow, Jamnagar GSTIN/UIN : 24AA85965T0048 State Name : Delhi, Code : 07 Contact person : Mr. Kapil Nagori Contact : 0222-698574, 9425098441 Fax : 0222-77777 E-Mail : kapil@aaplautomation.com						Invoice No. 1		Dated 1-Apr-21			
						Delivery Note		Model/Terms of Payment			
Buyer (Bill to) Alpha Infotech Solutions 336-338 Madhav Plazz, Opp:SBI Bank, Nr: Lal Bunglow, Jamnagar GSTIN/UIN : 24AA85965T0048 State Name : Delhi, Code : 07 Contact person : Mr. Kapil Nagori Contact : 0222-698574, 9425098441 Fax : 0222-77777 E-Mail : kapil@aaplautomation.com						Reference No. & Date. 1002 dt. 1-Apr-21		Other References			
						Buyer's Order No.		Dated			
						Dispatch Doc No.		Delivery Note Date			
						Dispatched through		Destination			
						Terms of Delivery					
Sl No.	Description of Goods	AMC Period		Quantity	Rate	per	Amount				
		From date	To date								
1	Tally Single User	1-4-2021	31-3-2022	1.00 nos	10,000.00	nos	10,000.00				
	<i>IGST</i>						1,800.00				

- To print AMC period in Invoice as: if you select description in voucher type the AMC period will be print as description format.

5. Gateway of Tally → Display More Reports → AMC Reports.

You can see AMC Sales Register, Sales Expiry Register and Sales Active Party Reports.



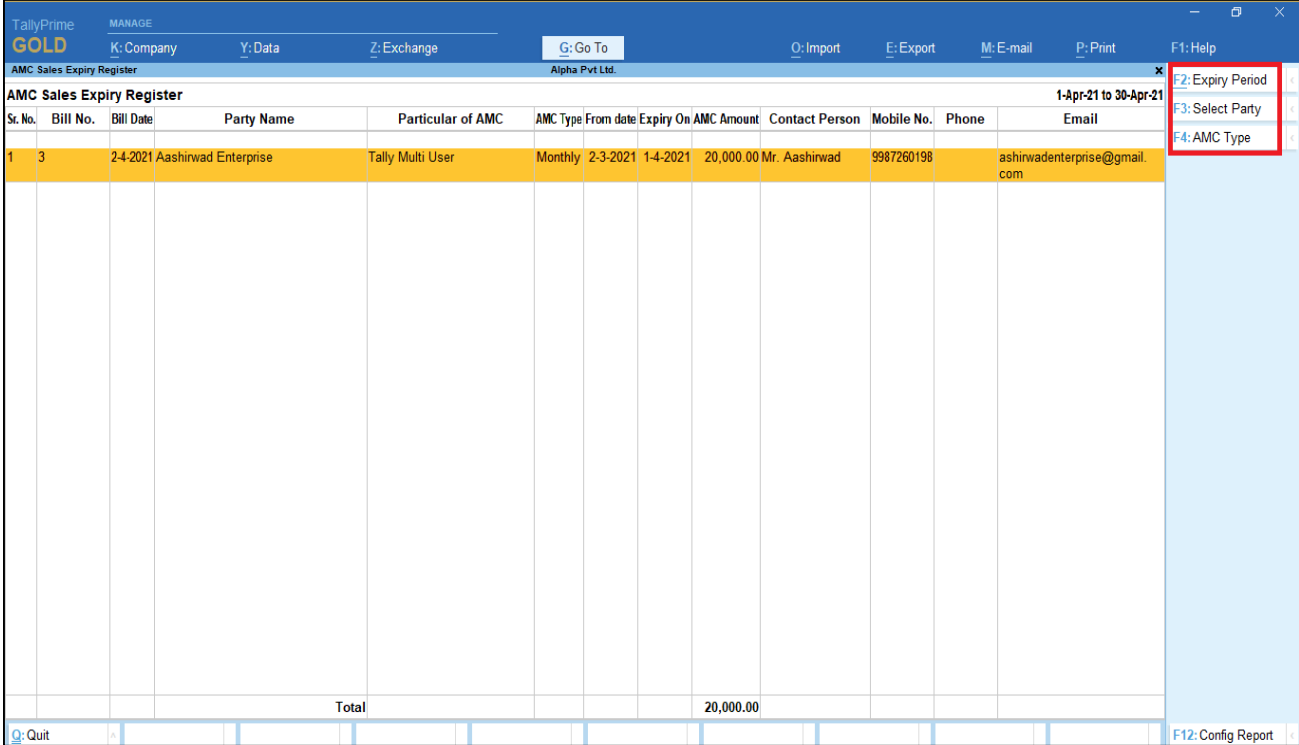
5(a). AMC Sales Register

- You can see the report by period , party wise and Type of AMC

TallyPrime GOLD									
MANAGE									
K: Company Y: Data Z: Exchange G: Go To O: Import E: Export M: E-mail P: Print F1: Help									
AMC Sales Register Alpha Pvt Ltd. 1-Apr-21 to 30-Apr-21									
Sr. No.	Bill No.	Bill Date	Party Name	Particular of AMC	AMC Type	From date	Expiry On	AMC Amount	
1	1	1-4-2021	Alpha Infotech Solutions-Jamnagar	Tally Single User	Annual	1-4-2021	31-3-2022	10,000.00	F2: Period
2	2	1-4-2021	Allec Enterprise	Any Desk	Quarterly	1-4-2021	30-6-2021	4,000.00	F3: Select Party
3	3	2-4-2021	Aashirwad Enterprise	Tally Multi User	Monthly	2-3-2021	1-4-2021	20,000.00	F4: AMC Type
4	4	3-4-2021	Aarti Enterprise	Anti Virus	Half Yearly	30-3-2021	29-9-2021	3,000.00	
Total								37,000.00	

5(b). AMC Sales Expiry Register

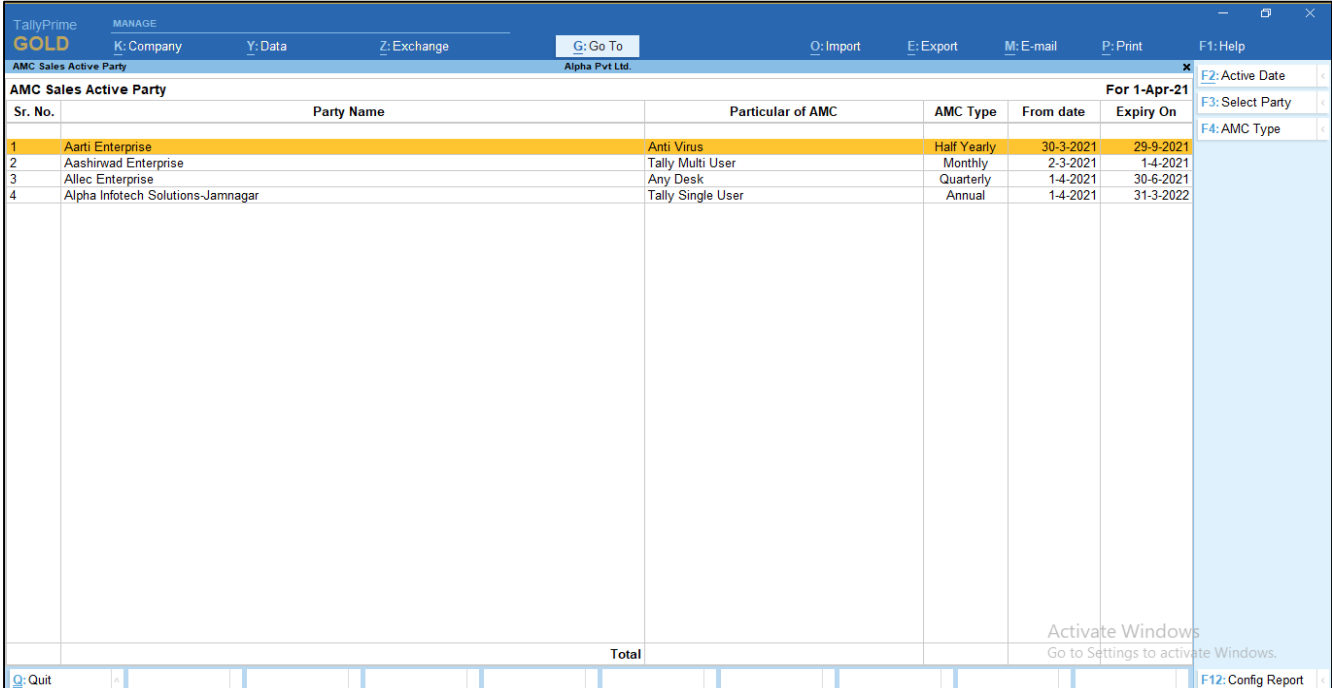
- You can see report by expiry period, party wise, and AMC type.



Sr. No.	Bill No.	Bill Date	Party Name	Particular of AMC	AMC Type	From date	Expiry On	AMC Amount	Contact Person	Mobile No.	Phone	Email
1	3	24-2021	Aashirwad Enterprise	Tally Multi User	Monthly	2-3-2021	1-4-2021	20,000.00	Mr. Aashirwad	9987260198		aashirwadenterprise@gmail.com
Total								20,000.00				

5(c). AMC Sales Active Party

- You can see report by active date , party wise and AMC Type



Sr. No.	Party Name	Particular of AMC	AMC Type	From date	Expiry On
1	Aarti Enterprise	Anti Virus	Half Yearly	30-3-2021	29-9-2021
2	Aashirwad Enterprise	Tally Multi User	Monthly	2-3-2021	1-4-2021
3	Allec Enterprise	Any Desk	Quarterly	1-4-2021	30-6-2021
4	Alpha Infotech Solutions-Jamnagar	Tally Single User	Annual	1-4-2021	31-3-2022
Total					

Note: you can also create AMC purchase voucher and see AMC Purchase Voucher reports.

FAQ

Which version/release of Tally Prime does the add-on support?

This add-on will work only from Tally Prime Release 1.0 onwards.

How will I get support for this add-on?

For any functional support requirements please do write to us on mail@aaplautomation.com or call us at +91-288-2713956/57/58, +91-9023726215/16/17, 9099908115, 9825036442.

If I need some enhancements / changes to be incorporated for the add-on, whom should I contact?

Please to write to us on mail@aaplautomation.com with your additional requirements and we will revert to you in 24 hours.

Will new features added be available to us?

We offer one year availability of all support and new features free of cost. After one year, nominal subscription cost will be applicable to you to continue to get free support and updates.

What will happen after one year?

There is no fixed annual charge to be payable mandatory. However if any changes are required in our Add-On to make compatible with New Release of TallyPrime then the modification Charges will be applied.

I am using a multi-site. Can I use the same Add-on for all the sites?

No, one Add-on will work only for 1 site. You need to purchase again if you want to use the same Add-on for more sites.

TDL Management screen shows errors with the Add-on. What do I do?

Check whether the error is because of the Add-on or because of clashes between 2 TDLs (An add-on is also a TDL). In case of clashes, disable one or more TDLs and check which

TDL has the error. If the Add-on has a problem, you can report it to us.

My Tally went into educational mode after installing the add-on. What do I do?

Go into **Gateway of Tally** → **Press F1 (Help)** → **TDL & Add-on** → **Press F4 and** remove the Add-on from the list and Restart Tally.