




**POWER OF SIMPLICITY**

**Birthday Anniversary Reminder in Tally -1.0**



Alpha Automation Pvt. Ltd.

Head Office

104-The Grand Apurva, Nr. Hotel Fortune Palace,

Nr. Digjam Circle, Airport Road - JAMNAGAR –Gujarat (India)

Phone No. : +91-288-2713956/57/58, 9023726215/16/17, 9099908115, 9825036442

Email : mail@aaplautomation.com

Branch Office

**Rajkot** : 807-Dhanrajni Complex, Nr. Hotel Imperial Palace, Dr. Yagnik Road, RAJKOT (Gujarat).

**Gandhidham** : 92-GMA Building, 2nd Floor, Plot No. -297, Sector-12B. GANDHIDHAM (Gujarat)

© 2020 Alpha Automation Pvt. Ltd. All rights reserved.

Tally, Tally 9, Tally9, Tally.ERP, Tally.ERP 9, Shoper, Shoper 9, Shoper POS, Shoper HO, Shoper 9 POS, Shoper 9 HO, Tally Developer, Tally. Server 9, Tally Developer, Tally. Developer 9, Tally.NET, Tally Development Environment, Tally Prime, TallyPrimeDeveloper, Tally Prime Server, Tally Extender, Tally Integrator, Tally Integrated Network, Tally Service Partner, Tally Academy & Power of Simplicity are either registered trademarks or trademarks of Tally Solutions Pvt. Ltd. in India and/or other countries. All other trademarks are properties of their respective owners. Version: Alpha Automation Pvt. Ltd. / Birthday Anniversary Reminder in Tally / 1.0/ May -2022

## Birthday Anniversary Reminder in Tally-1.0

### **Introduction**

If User want to wish their valuable customer when their birthdays or anniversary will come but it's not possible to remember all the dates of birthdays and anniversary of the all customer. With this add-on user gets Reminder report of birthday and anniversary of person belongs to their party name created in tally to wish their customer.

### **Benefits:**

- Birthday and anniversary reminder report will remind user to wish their valuable customer on their birthday or an anniversary.
- User can enter Multiple Persons Birthday or Anniversary in Single Ledger.

### **What's New?**

- Compatible with Tally Prime

#### **Important!**

Take back up of your company data before activating the Add-on.

Once you try/purchase an Add-on, follow the steps below to configure the Add-on and use it.

### **Installation**

1. Copy the TCP file in TallyPrime Folder.
2. Gateway of Tally → F1 (Help)→ TDL & Add-on → F4 (Manage Local TDL) → Select Yes in Load TDL on Startup and give the file name of TCP File. After pressing the Enter Key will show TDL Status which should be as Loaded.

### **System requirements:**

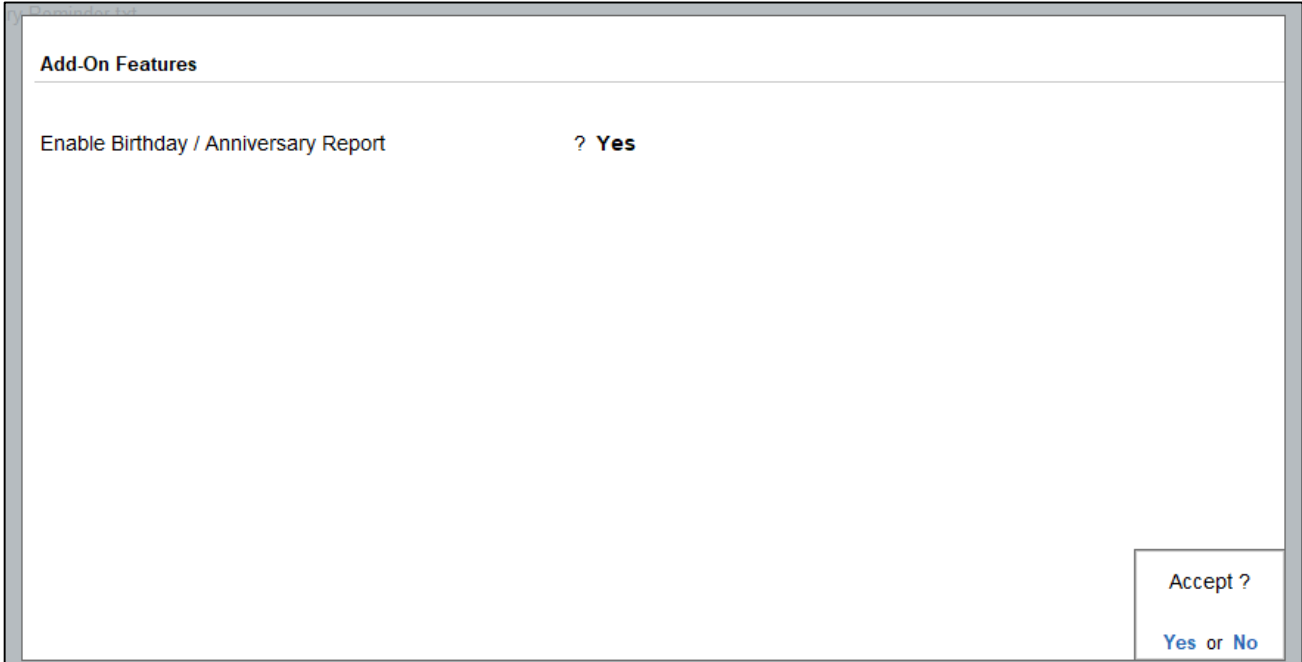
No additional hardware / software infrastructure is required for executing and operation this applications module

## 1. Activate the Add-on.

For Tally Prime Release 1.0

Go to **Gateway of Tally** → **F1: Help** → **TDL & Add-On** → **F6: Add-On Features**.  
Alternatively, you may press **CTRL + ALT + T** from any menu to open TDL Management report and then press **F6: Add-On Features**

Set **“Yes”** to the option **“Enable Birthday / Anniversary Report?”**



**Add-On Features**

Enable Birthday / Anniversary Report                      ? Yes

Accept ?  
Yes or No

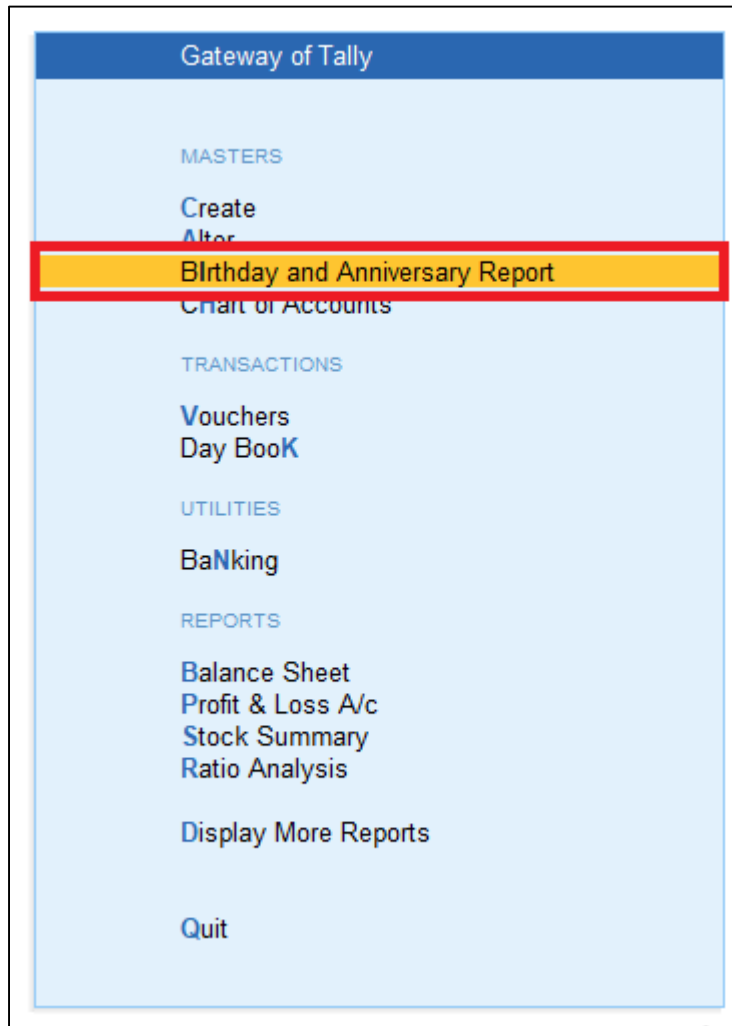
## Detailed User Guide:

- 1. Gateway of Tally → Alter → Ledger → Select any Ledger and Enable Birthday /Anniversary Details and Enter Birthday /Anniversary Details of that person belongs to that Ledger.**

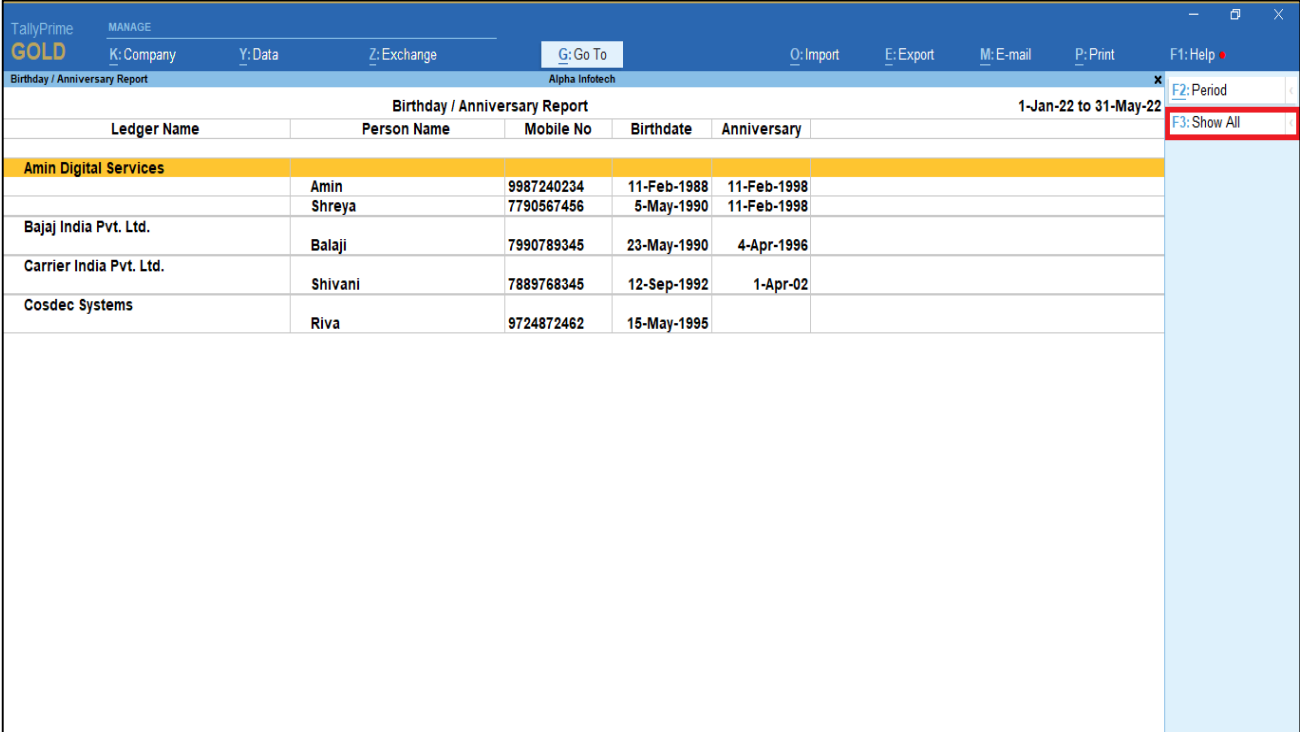
TallyPrime <small>MANAGE</small>		Alpha Infotech	
<b>GOLD</b>	K: Company	Y: Data	Z: Exchange
Ledge Alteration		G: Go To	O: Import E: Export
Name	: Amin Digital Services	<b>Total Opening Balance</b>	
(alias)	:	56,55,500.00 Dr	
Description :		<i>Difference</i>	
		56,55,500.00 Dr	
Under	: Rajasthan Debtors (Sundry Debtors)	<b>Mailing Details</b>	
Maintain balances bill-by-bill	: No	Name	: Amin Digital Services
Inventory values are affected	: No	Address	: Jodhpur
		State	: Rajasthan
		Country	: India
		Pincode	:
		Mobile no.	:
		Provide Contact Details	: No
		<b>Banking Details</b>	
		Provide bank details	: No
		<b>Tax Registration Details</b>	
		PAN/IT No.	:
		Registration type	: Regular
		GSTIN/UIN	:
		Set/Alter GST details	: No
Enter Birthday / Anniversary Details	: <b>Yes</b>		
Position Index in Reports	: 1,000		
Opening Balance		( on 1-Apr-20 ) :	



3. After saving page go to Gate way of tally → Birthday and Anniversary report.



**4. Birthday and Anniversary report will display as shown below. If you want to display all the party birthday and anniversary details created in tally click F3: show all button.**



Birthday / Anniversary Report					1-Jan-22 to 31-May-22
Ledger Name	Person Name	Mobile No	Birthdate	Anniversary	
<b>Amin Digital Services</b>					
	Amin	9987240234	11-Feb-1988	11-Feb-1998	
	Shreya	7790567456	5-May-1990	11-Feb-1998	
Bajaj India Pvt. Ltd.	Balaji	7990789345	23-May-1990	4-Apr-1996	
Carrier India Pvt. Ltd.	Shivani	7889768345	12-Sep-1992	1-Apr-02	
Cosdec Systems	Riva	9724872462	15-May-1995		



## FAQ

### **Which version/release of TallyPrime does the add-on support?**

This add-on will work only from Tally Prime Release 1.0 onwards.

### **How will I get support for this add-on?**

For any functional support requirements please do write to us on [mail@aplautomation.com](mailto:mail@aplautomation.com) or call us at +91-288-2713956/57/58, +91-9023726215/16/17, 9099908115, 9825036442.

### **If I need some enhancements / changes to be incorporated for the add-on, whom should I contact?**

Please to write to us on [mail@aplautomation.com](mailto:mail@aplautomation.com) with your additional requirements and we will revert to you in 24 hours.

### **Will new features added be available to us?**

We offer one year availability of all support and new features free of cost. After one year, nominal subscription cost will be applicable to you to continue to get free support and updates.

### **What will happen after one year?**

There is no fixed annual charge to be payable mandatory. However if any changes are required in our Add-On to make compatible with New Release of TallyPrime then the modification Charges will be applied.

### **I am using a multi-site. Can I use the same Add-on for all the sites?**

No, one Add-on will work only for 1 site. You need to purchase again if you want to use the same Add-on for more sites.

### **TDL Management screen shows errors with the Add-on. What do I do?**

Check whether the error is because of the Add-on or because of clashes between 2 TDLs (An add-on is also a TDL). In case of clashes, disable one or more TDLs and check which

TDL has the error. If the Add-on has a problem, you can report it to us.

**My Tally went into educational mode after installing the add-on. What do I do?**

Go into **Gateway of Tally** → **Press F1 (Help)** → **TDL & Add-on** → **Press F4 and** remove the Add-on from the list and Restart Tally.