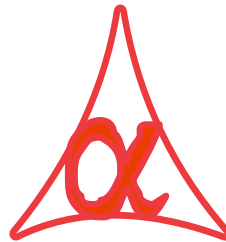




POWER OF SIMPLICITY

Month Wise Expense Income Report – 1.0



Alpha Automation Pvt. Ltd.

Head Office

104-The Grand Apurva, Nr. Hotel Fortune Palace,

Nr. Digjam Circle, Airport Road - JAMNAGAR –Gujarat (India)

Phone No. : +91-288-2713956/57/58, 9023726215/16/17, 9099908115, 9825036442

Email : mail@aaplautomation.com

Branch Office

Rajkot : 807-Dhanrajni Complex, Nr. Hotel Imperial Palace, Dr. Yagnik Road, RAJKOT (Gujarat).

Gandhidham : 92-GMA Building, 2nd Floor, Plot No. -297, Sector-12GANDHIDHAM (Gujarat)

© 2020 Alpha Automation Pvt. Ltd. All rights reserved.

Tally, Tally 9, Tally9, Tally.ERP, Tally.ERP 9, Shoper, Shoper 9, Shoper POS, Shoper HO, Shoper 9 POS, Shoper 9 HO, TallyDeveloper, Tally.Server 9, Tally Developer, Tally. Developer 9, Tally.NET, Tally Development Environment, TallyPrime, TallyPrimeDeveloper, TallyPrime Server, Tally Extender, Tally Integrator, Tally Integrated Network, Tally Service Partner, TallyAcademy & Power of Simplicity are either registered trademarks or trademarks of Tally Solutions Pvt. Ltd. in India and/or other countries. All other trademarks are properties of their respective owners.

Version: Alpha Automation Pvt. Ltd. / Month Wise Expense Income Report/1.0/ Dec-2022

Month Wise Expense Income Report – 1.0

Introduction

This Add-on generates Month Wise Expense Income Report in one single screen. user can see reports by selecting group name , ledger wise and other display options is also available in right side report filter buttons .

Benefits

- User gets month wise income and expense report in single screen.
- Easy to know monthly expense and income of particular party or group in Single Report and helps in identifying up and downs of Transactions of that Party or group in any month.

What's New?

- Compatible with Tally Prime

Important!

Take back up of your company data before activating the Add-on.

Once you try/purchase an Add-on, follow the steps below to configure the Add-on and use it.

Installation

1. Copy the TCP file in TallyPrime Folder.
2. Gateway of Tally → F1 (Help)→ TDL & Add-on → F4 (Manage Local TDL) → Select Yes in Load TDL on Startup and give the file name of TCP File. After pressing the Enter Key will show TDL Status which should be as Loaded.

System requirements:

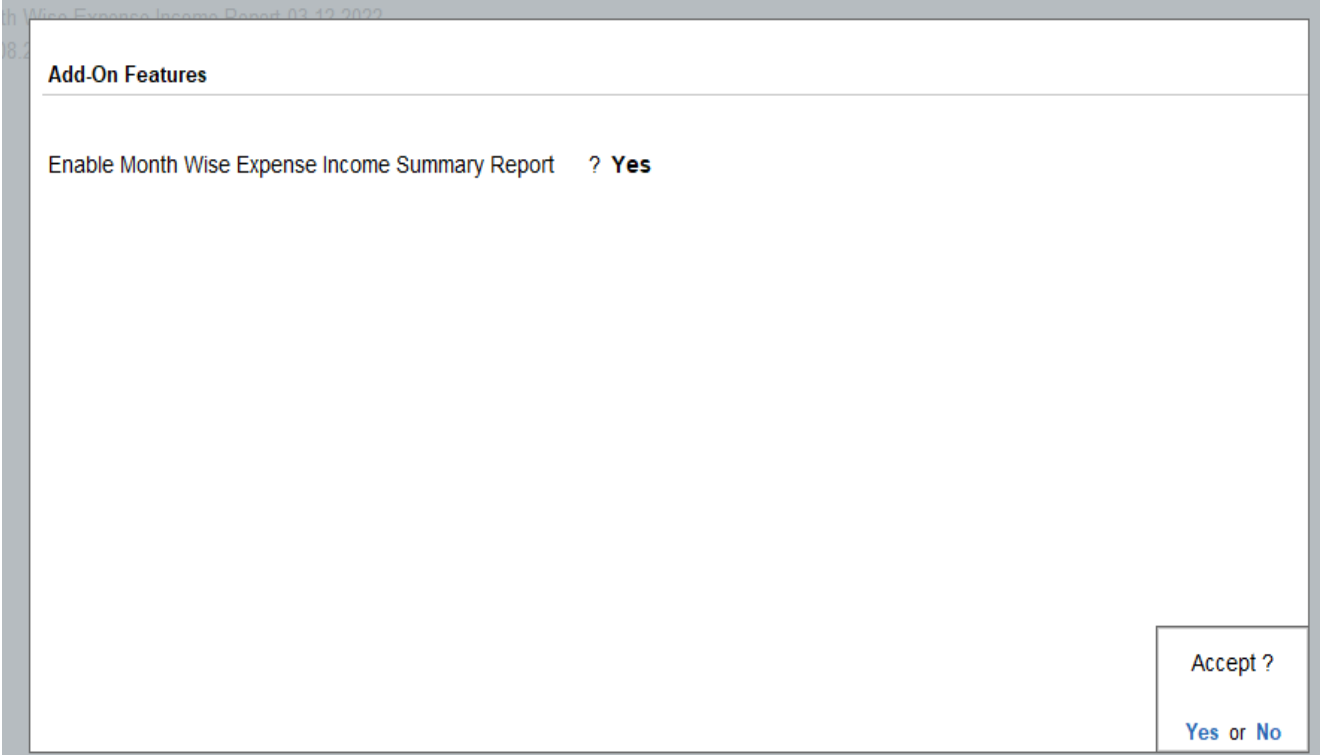
No additional hardware / software infrastructure is required for executing and operation this applications module

1. Activate the Add-on.

For TallyPrime Release 1.0

Go to **Gateway of Tally** → **F1: Help** → **TDL & Add-On** → **F6: Add-On Features**. Alternatively, you may press **CTRL + ALT + T** from any menu to open TDL Management report and then press **F6: Add-On Features**

Set “**Yes**” to the option “**Enable Month Wise Expense Income Summary Report?**”



h Wise Expense Income Report 03.12.2022
8.2

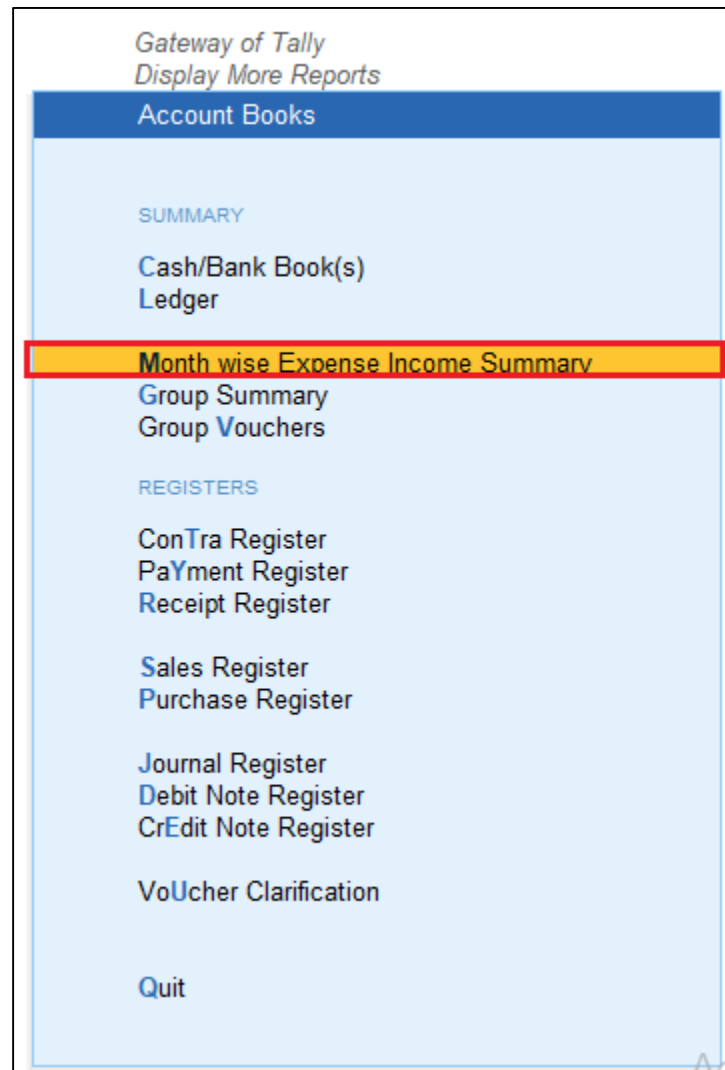
Add-On Features

Enable Month Wise Expense Income Summary Report ? **Yes**

Accept ?
Yes or No

Detailed User Guide:

1. Go to Gateway of Tally → Display More Reports → Account Books → Month Wise Expense Income summary

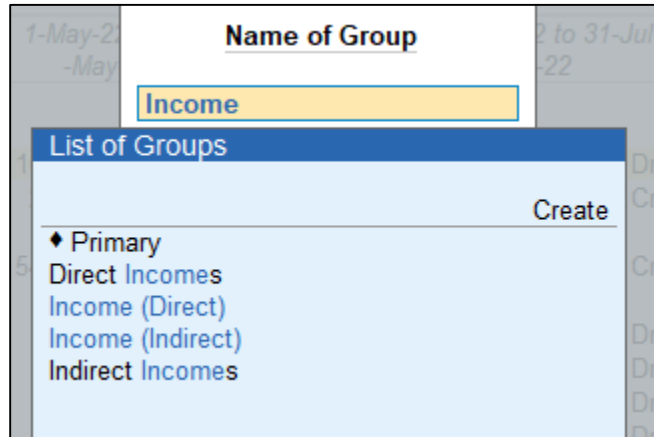


2. Month Wise Expense Income summary as Shown Below:

You can see reports by selecting group name, ledger wise and other display options is also available in right side report filter buttons.

TallyPrime MANAGE									
GOLD									
K: Company Y: Data Z: Exchange G: Go To O: Import E: Export M: E-mail P: Print F1: Help									
Month Wise Expense Income Report Ajanta Products Pvt Ltd									
GroupName : Indirect Expense	1-Apr-22 to 30 -Apr-22	1-May-22 to 31 -May-22	1-Jun-22 to 30 -Jun-22	1-Jul-22 to 31-Jul -22	1-Aug-22 to 31 -Aug-22	1-Sep-22 to 30 -Sep-22	1-Oct-22 to 31 -Oct-22	1-Nov-22 to 30 -Nov-22	
Advertisement Expense	27,60,495.140 Dr	16,79,335.560 Dr	26,50,489.370 Dr	10,70,079.180 Dr	14,46,449.000 Dr	3,42,612.020 Dr			
Advertisement Material	3,97,725.850 Dr	2,72,015.400 Dr	1,46,319.000 Dr	29,918.540 Cr	1,79,900.000 Dr	1,20,978.620 Dr			
Audit Fees			15,000.000 Dr						
Bank Charges	26,344.960 Dr	54,61,206.570 Dr	11,401.720 Dr	71,482.500 Cr	23,342.290 Dr	367.700 Cr			
Business Development					5,01,000.000 Dr				
Computer / Software Expense	9,623.730 Dr	745.840 Dr	9,979.280 Dr	22,818.400 Dr	4,661.000 Dr	1,20,300.000 Dr			
Consultation Fees			75,000.000 Dr	25,000.000 Dr	25,000.000 Dr				
Courier & Postage Expense	16,998.340 Dr	40,667.880 Dr	9,250.000 Dr	41,464.000 Dr	14,631.000 Dr	7,081.000 Dr			
Donation Expenses @	8,000.000 Dr	3,000.000 Dr	5,000.000 Dr	6,000.000 Dr	13,200.000 Dr	500.000 Dr			
Electrical Expense	55,284.590 Dr	77,961.700 Dr	85,542.760 Dr	90,213.000 Dr	50,081.610 Dr	71,707.490 Dr			
Employee Benefit Expenses	1,95,54,108.000 Dr	1,61,13,447.000 Dr	1,80,32,861.220 Dr	1,58,28,925.000 Dr	1,42,46,750.283 Dr	55,47,409.214 Dr			
Export Expense	82,115.540 Dr	42,445.000 Dr	33,294.000 Dr	8,279.400 Dr	17,871.000 Dr	3,867.000 Dr			
General Insurance	1,06,802.750 Dr								
G.I.D.C Expense	71,918.000 Dr	1,22,056.000 Dr		45,000.000 Cr	25,000.000 Cr				
Hardware Exp	320.000 Dr	5,040.000 Dr	2,858.000 Dr	1,930.000 Dr	17,353.920 Dr	1,860.000 Dr			
Hospitality Expense	1,15,598.000 Dr	22,709.700 Dr	64,819.570 Dr	43,067.000 Dr	54,049.960 Dr	74,993.000 Dr			
Insurance Charge	715.520 Dr	410.830 Dr	945.395 Dr	1,903.150 Dr	753.690 Dr				
Interest On Long Term	24,18,815.260 Dr	21,43,136.500 Dr	22,23,324.000 Dr	21,95,677.000 Dr	22,68,105.000 Dr				
Interest On Short Term Loan	18,75,390.000 Dr	19,58,964.000 Dr	20,32,626.000 Dr	21,67,455.000 Dr	22,95,348.000 Dr				
Interest On TDS		207.730 Cr			11.527 Cr	43.000 Cr			
Late Fees / Penalty						1,000.000 Cr			
Licence Fees		7,574.000 Dr							
Listing Fees	4,56,075.000 Dr	45,000.000 Dr							
Loan Processing Fees		89,170.000 Dr							
Mobile & Telephone Expenses		18,000.840 Dr	59,243.000 Dr	4,667.000 Dr	5,981.530 Dr	49,200.000 Dr			
Office Expenses	2,21,935.543 Dr	1,85,059.197 Dr	2,66,550.736 Dr	2,51,385.270 Dr	26,421.410 Dr	1,12,135.457 Dr			
Packing & Forwarding Charges	145.255 Dr	2,825.000 Dr	1,300.000 Dr	210.000 Cr	793.060 Dr	2,850.000 Dr			
Parlour Expense	41,701.000 Cr	3,37,700.000 Dr	7,23,098.500 Dr	2,83,435.750 Dr	2,70,787.000 Dr	4,35,500.000 Dr			
Power Transmission (GETCO)		2,03,871.000 Dr	2,37,305.000 Dr	1,89,337.000 Dr	1,86,167.000 Dr	1,87,370.000 Dr			
Printing & Stationery Expenses	16,176.892 Dr	43,929.180 Dr	1,09,350.492 Dr	79,718.578 Dr	1,07,490.253 Dr	40,888.360 Dr			
Grand Total	3,31,66,523.808 Dr	3,62,00,739.439 Dr	3,26,24,267.882 Dr	3,15,01,436.883 Dr	3,19,43,397.989 Dr	1,06,67,345.861 Dr			

3. (a) View group wise (F4) Report select group name as shown below.



(b) Selected group wise monthly report is display as shown below.

TallyPrime MANAGE								
Month Wise Expense Income Report								
Ajanta Products Pvt Ltd								
GroupName : Indirect Incomes	1-Apr-22 to 30 -Apr-22	1-May-22 to 31 -May-22	1-Jun-22 to 30 -Jun-22	1-Jul-22 to 31-Jul -22	1-Aug-22 to 31 -Aug-22	1-Sep-22 to 30 -Sep-22	1-Oct-22 to 31 -Oct-22	1-Nov-22 to 30 -Nov-22
Interest On SBI FD		77,818.000 Cr						
Creditors W/off Account		1,96,641.000 Dr		1,59,600.000 Dr	6,000.000 Dr			
Insurance Claim			16,500.000 Cr					
MG Caution Money Deposit					7,79,081.650 Dr			
PGVCL ED Adjustment	13,43,266.830 Cr	13,94,539.450 Cr	14,04,069.420 Cr	5,50,129.830 Cr	3,09,573.800 Cr			
Solar Power Adjustment	16,85,264.000 Cr	15,24,606.880 Cr	15,24,330.900 Cr	12,59,946.720 Cr	9,77,259.470 Cr			
Wind Mill Generation Adjusment	12,52,652.260 Cr	13,40,336.510 Cr	45,78,405.820 Cr	36,34,909.440 Cr	42,16,069.760 Cr			
Grand Total	42,81,183.090 Cr	41,40,659.840 Cr	75,23,306.140 Cr	52,85,385.990 Cr	47,17,821.380 Cr			

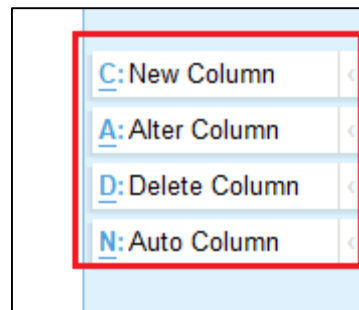
4. View ledger wise (F5) will Generate ledger wise monthly income expense Report as below

Month Wise Expense Income Report							
Ajanta Products Pvt Ltd							
GroupName : Indirect Expense	1-Apr-22 to 30-Apr-22	1-May-22 to 31-May-22	1-Jun-22 to 30-Jun-22	1-Jul-22 to 31-Jul-22	1-Aug-22 to 31-Aug-22	1-Sep-22 to 30-Sep-22	1-Oct-22 to 31-Oct-22
Administration Charges For PF	1,392.000 Dr	1,379.000 Dr	3,264.000 Dr	2,148.000 Dr	1,953.000 Dr	1,820.000 Dr	
Advertisement Expense 18%	27,31,492.690 Dr	16,57,905.560 Dr	26,22,759.370 Dr	10,42,185.180 Dr	13,78,203.000 Dr	2,72,069.020 Dr	
Advertisement Expense 5%		11,430.000 Dr	11,430.000 Dr	17,694.000 Dr	11,430.000 Dr	11,430.000 Dr	
Advertisement Expense @ NR	5,230.000 Dr	10,000.000 Dr	16,300.000 Dr	10,200.000 Dr	56,816.000 Dr	54,113.000 Dr	
Advertisement Material 18%	3,97,725.850 Dr	2,72,015.400 Dr	1,14,304.000 Dr	29,918.540 Cr	1,14,950.000 Dr	1,20,978.620 Dr	
Advertisement Material@NR			24,000.000 Dr		64,950.000 Dr	22,500.000 Dr	
AMC Charges 18%			15,000.000 Dr				
Audit Fees 18%							
Bank Charge BOB @NR	21,566.960 Dr	43,077.100 Dr	34,723.720 Dr	66,052.500 Cr	24,345.290 Dr	7,033.300 Dr	
Bank Charges @ 18 %		52,64,379.470 Dr					
Bank Charges @ Nr	4,453.000 Dr				177.000 Dr	3,099.000 Dr	
Bank Charge SBI @ NR		1,77,000.000 Dr					
Basic Salary	37,24,030.000 Dr	38,70,631.000 Dr	37,56,553.000 Dr	39,85,459.000 Dr	38,29,263.000 Dr	9,933.000 Dr	
BDA 45 Windmil Policy @ 18 %	48,903.750 Dr						
BOB Bank Charge @ 18 %	27,050.000 Dr	19,950.000 Dr	14,400.000 Dr	7,500.000 Dr	10,700.000 Dr	5,700.000 Dr	
BSE Depository Fees	45,000.000 Dr	45,000.000 Dr					
BSE - Listing Fees - Exp.	4,11,075.000 Dr						
Business Development@NR					5,01,000.000 Dr		
CA Certificate Exp. @18%					4,000.000 Dr		
CESS Exp.	3,099.440 Dr	2,709.870 Dr	4,982.720 Dr	3,252.190 Dr	3,116.480 Dr	2,268.580 Dr	
Cheque Return Penalty	26,725.000 Cr	43,200.000 Cr	37,722.000 Cr	12,930.000 Cr	11,880.000 Cr	16,200.000 Cr	
Comission on Parlour		36,795.000 Dr	1,24,690.000 Dr	24,937.000 Dr	1,34,037.000 Dr		
Computer Parts @NR			275.890 Dr	2,928.570 Dr		1,20,300.000 Dr	
Computer Repair and Maintaince@12%		745.840 Dr	9,703.390 Dr	3,389.830 Dr			
Computer Repair and Maintaince@18%	423.730 Dr		75,000.000 Dr	25,000.000 Dr	25,000.000 Dr		
Consultation Fees@NR							
Conveyance Allowance	3,76,307.000 Dr	4,46,135.000 Dr	6,36,404.000 Dr	4,92,941.000 Dr	3,48,671.000 Dr	4,17,362.000 Dr	
Cool Parlour Exp.	65,401.000 Cr						
Courier Exp. @ 18%	16,998.340 Dr	37,658.880 Dr	7,875.000 Dr	8,894.000 Dr	5,539.000 Dr	5,836.000 Dr	
Courier Expenses@NR		3,009.000 Dr	1,375.000 Dr	32,570.000 Dr	9,092.000 Dr	1,245.000 Dr	
Grand Total	3,31,66,523.808 Dr	3,62,00,739.439 Dr	3,26,24,267.882 Dr	3,15,01,436.883 Dr	3,19,43,397.989 Dr	1,06,67,345.861 Dr	

5. You can view net balance and closing balance by enabling (F12- Configuration) for whole group as well as ledger from this report.

TallyPrime MANAGE									
GOLD									
K: Company Y: Data Z: Exchange G: Go To O: Import E: Export M: E-mail P: Print									
Group Summary Ajanta Products Pvt Ltd									
Particulars	Advertisement Expense Ajanta Products Pvt Ltd 1-Apr-22 to 30-Apr-22		Advertisement Expense Ajanta Products Pvt Ltd 1-May-22 to 31-May-22		Advertisement Expense Ajanta Products Pvt Ltd 1-Jun-22 to 30-Jun-22		Advertisement Expense Ajanta Products Pvt Ltd 1-Jul-22 to 31-Jul-22		8 ▶
	Nett	Closing Balance	Nett	Closing Balance	Nett	Closing Balance	Nett	Closing Balance	
	Transactions		Transactions		Transactions		Transactions		
Sales Promotion	21,352.500 Dr	21,352.500 Dr							
Advertisement Expense 18%	27,31,492.690 Dr	27,31,492.690 Dr	16,57,905.560 Dr	16,57,905.560 Dr	26,22,759.370 Dr	26,22,759.370 Dr	10,42,185.180 Dr	10,42,185.180 Dr	
Advertisement Expense 5%			11,430.000 Dr	11,430.000 Dr	11,430.000 Dr	11,430.000 Dr	17,694.000 Dr	17,694.000 Dr	
Advertisement Expense @ NR	5,230.000 Dr	5,230.000 Dr	10,000.000 Dr	10,000.000 Dr	16,300.000 Dr	16,300.000 Dr	10,200.000 Dr	10,200.000 Dr	
Design & Consultancy Charges									
Kit Making Charges	2,419.950 Dr	2,419.950 Dr							
Grand Total	27,60,495.140 Dr	27,60,495.140 Dr	16,79,335.560 Dr	16,79,335.560 Dr	26,50,489.370 Dr	26,50,489.370 Dr	10,70,079.180 Dr	10,70,079.180 Dr	Activate Window

6. You can add, alter, delete or auto set any column from this filter to report.



FAQ

Which version/release of TallyPrime does the add-on support?

This add-on will work only from Tally Prime Release 1.0 onwards.

How will I get support for this add-on?

For any functional support requirements please do write to us on mail@aaplautomation.com or call us at +91-288-2713956/57/58, +91-9023726215/16, 9099908115, 9825036442.

If I need some enhancements / changes to be incorporated for the add-on, whom should I contact?

Please to write to us on mail@aaplautomation.com with your additional requirements and we will revert to you in 24 hours.

Will new features added be available to us?

We offer one year availability of all support and new features free of cost. After one year, nominal subscription cost will be applicable to you to continue to get free support and updates.

What will happen after one year?

There is no fixed annual charge to be payable mandatory. However if any changes are required in our Add-On to make compatible with New Release of TallyPrime then the modification Charges will be applied.

I am using a multi-site. Can I use the same Add-on for all the sites?

No, one Add-on will work only for 1 site. You need to purchase again if you want to use the same Add-on for more sites.

TDL Management screen shows errors with the Add-on. What do I do?

Check whether the error is because of the Add-on or because of clashes between 2 TDLs (An add-on is also a TDL). In case of clashes, disable one or more TDLs and check which TDL has the error. If the Add-on has a problem, you can report it to us.

My Tally went into educational mode after installing the add-on. What do I do?

Go into **Gateway of Tally** → **Press F1 (Help)** → **TDL & Add-on** → **Press F4** and remove the Add-on from the list and Restart Tally.