




**POWER OF SIMPLICITY**

**Stock Item Duplicate Batch**

**Creation Control – 1.0**



**Alpha Automation Pvt. Ltd.**

**Head Office**

104-The Grand Apurva, Nr. Hotel Fortune Palace,

Nr. Digjam Circle, Airport Road - JAMNAGAR –Gujarat (India)

Phone No. : +91-288-2713956/57/58, 9023726215/16, 9099908115, 9825036442

Email : mail@aaplautomation.com

**Branch Office**

**Rajkot** : 807-Dhanrajni Complex, Nr. Hotel Imperial Palace, Dr. Yagnik Road, RAJKOT (Gujarat).

**Gandhidham** : 92-GMA Building, 2nd Floor, Plot No. -297, Sector-12B. GANDHIDHAM (Gujarat)

© 2020 Alpha Automation Pvt. Ltd. All rights reserved.

Tally, Tally 9, Tally9, Tally.ERP, Tally.ERP 9, Shoper, Shoper 9, Shoper POS, Shoper HO, Shoper 9 POS, Shoper 9 HO, TallyDeveloper, Tally.Server 9, Tally Developer, Tally. Developer 9, Tally.NET, Tally Development Environment, TallyPrime, TallyPrimeDeveloper, TallyPrime Server, Tally Extender, Tally Integrator, Tally Integrated Network, Tally Service Partner, TallyAcademy & Power of Simplicity are either registered trademarks or trademarks of Tally Solutions Pvt. Ltd. in India and/or other countries. All other trademarks are properties of their respective owners.

Version: Alpha Automation Pvt. Ltd. / **Stock Item Duplicate Batch Creation Control** /1.0/ Aug - 2023

## Stock Item Duplicate Batch

### Creation Control – 1.0

#### **Introduction**

This add on Control Entry of Stock Item Duplicate Batch Creation. This Module will work in Inward Vouchers Purchase, Receipt Note, Stock Journal and Mfg. Journal.

#### **Benefits**

- User can choose to block or warn duplicate batch creation of stock item during Voucher Entry.
- User can choose to Select Duplicate Batch Control for All Stock Items, Specific Group Stock Items or Specific Selected Stock Items Only.

#### **What's New?**

- Compatible with TallyPrime

#### **Important!**

Take back up of your company data before activating the Add-on.

Once you try/purchase an Add-on, follow the steps below to configure the Add-on and use it.

#### **Installation**

1. Copy the TCP file in TallyPrime Folder.
2. Gateway of Tally → F1 (Help) → TDL & Add-on → F4 (Manage Local TDL) → Select Yes in Load TDL on Startup and give the file name of TCP File. After pressing the Enter Key will show TDL Status which should be as Loaded.

#### **System requirements:**

No additional hardware / software infrastructure is required for executing and operation this applications module.

## 1. Activate the Add-on.

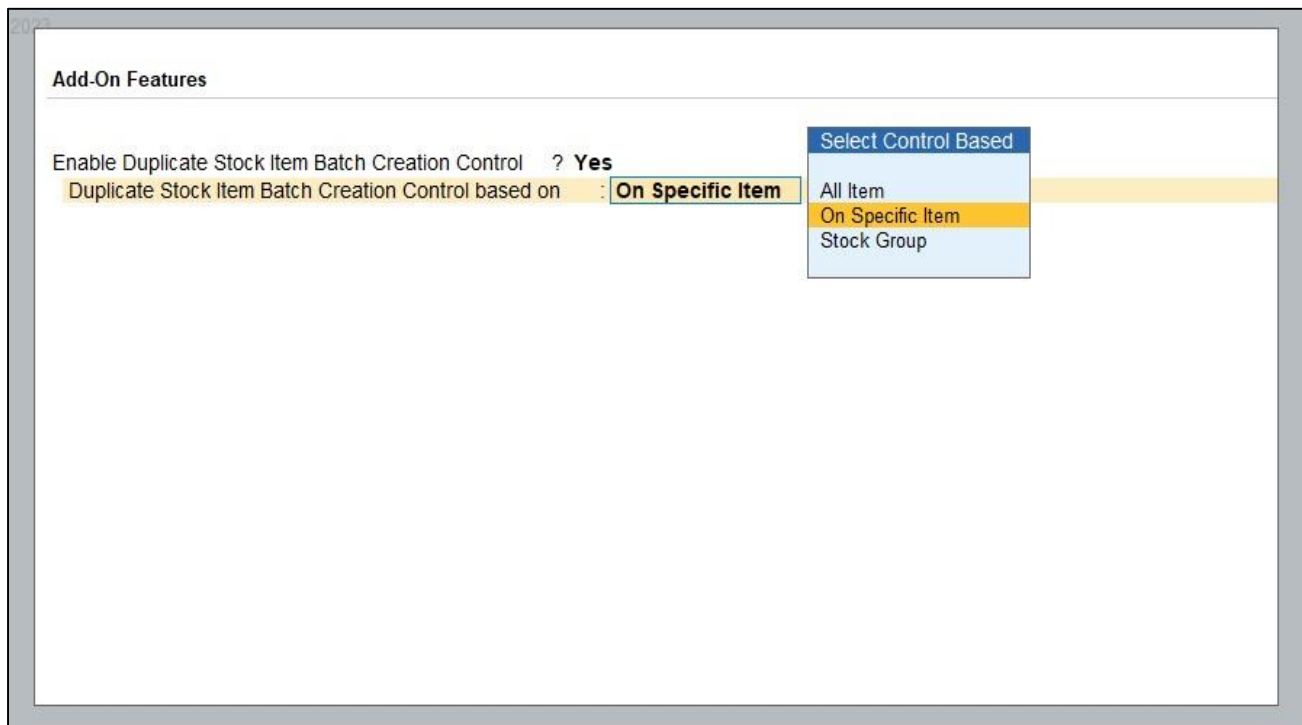
*For TallyPrime Release 1.0*

Go to **Gateway of Tally** → **F1: Help** → **TDL & Add-On** → **F6: Add-On Features**.

Alternatively, you may press **CTRL + ALT + T** from any menu to open TDL Management report and then press **F6: Add-On Features**

Set **“Yes”** to the option **“Duplicate Stock Item Batch Creation Control?”**

Also User will have to select Option to Set All Item/On Group/On Specific Item



## Detailed User Guide:

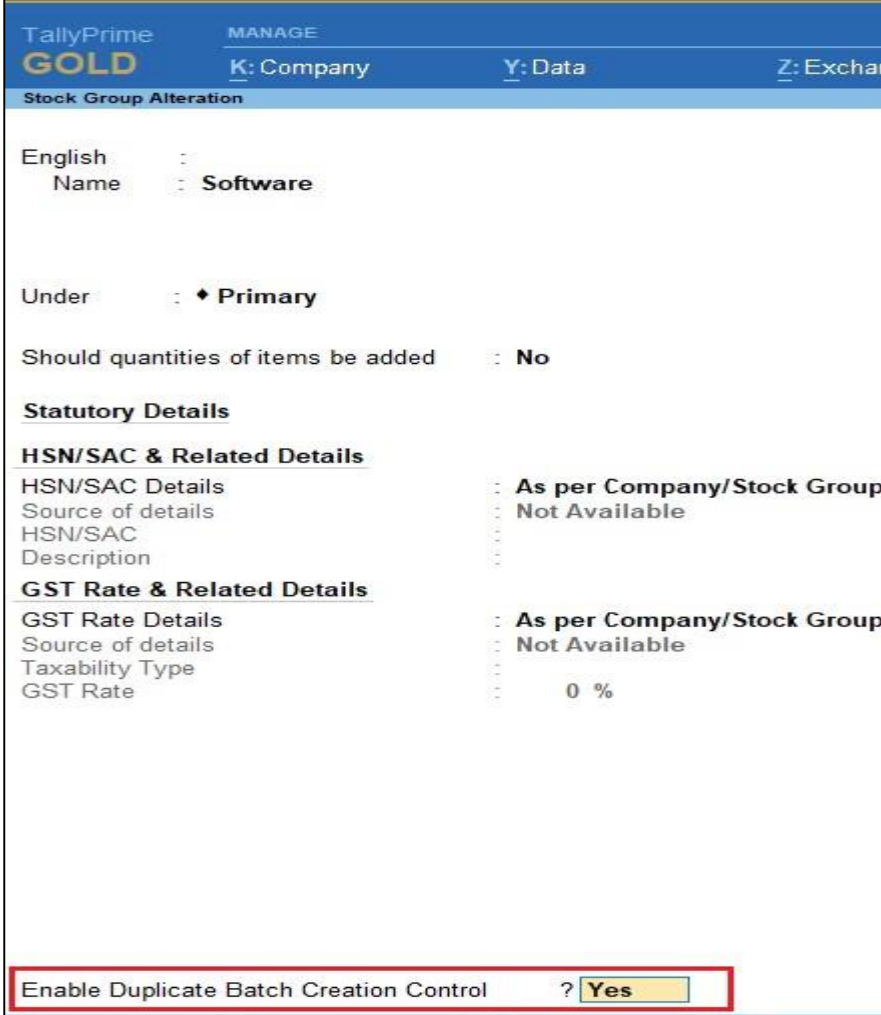
### 1) Control on Specific Stock Item :

- Go to Gateway Of tally → Alter → Stock Item → Enable Duplicate Batch Creation Control as shown below.

TallyPrime <b>GOLD</b>		MANAGE		G: Go To	
K: Company		Y: Data		Z: Exchange	
<b>Stock Item Alteration</b>				Alpha Infotech	
English				Part No. : 02	
Name : Alpha App					
Description :					
Under : Software			<b>Statutory Details</b>		
Category : ♦ Not Applicable			GST applicability : ♦ Applicable		
Units : Nos			<b>HSN/SAC &amp; Related Details</b>		
Alternate units : ♦ Not Applicable			HSN/SAC Details : Specify Details Here		
			HSN/SAC : 568921		
			Description :		
<b>Additional Details</b>			<b>GST Rate &amp; Related Details</b>		
Maintain in batches : Yes			GST Rate Details : Specify Details Here		
Track date of manufacturing : No			Taxability Type : Taxable		
Enable Duplicate Batch Creation Control ? <input checked="" type="checkbox"/> Yes			GST Rate : 18 %		
Alter standard rates : No			Type of Supply : Goods		
Costing Method : FIFO			Set/Alter MRP details : No		
Market Valuation Method : Avg. Price			Rate of Duty (eg 5) :		
		<b>Quantity</b>	<b>Rate per</b>	<b>Value</b>	
Opening Balance		50 Nos	4,000.00 Nos	2,00,000.00	

## 2) Control on Stock Group :

- Go to Gateway of tally → Alter → Stock Group → Enable duplicate batch creation as shown below.



The screenshot shows the 'Stock Group Alteration' screen in TallyPrime. The interface includes a header with 'TallyPrime GOLD' and 'MANAGE' options. Below the header, there are navigation tabs for 'K: Company', 'Y: Data', and 'Z: Exchange'. The main content area is divided into several sections:

- English Name:** Software
- Under:** Primary
- Should quantities of items be added:** No
- Statutory Details**
- HSN/SAC & Related Details**
  - HSN/SAC Details: As per Company/Stock Group
  - Source of details: Not Available
  - HSN/SAC: Not Available
  - Description: Not Available
- GST Rate & Related Details**
  - GST Rate Details: As per Company/Stock Group
  - Source of details: Not Available
  - Taxability Type: Not Available
  - GST Rate: 0 %

At the bottom of the screen, the 'Enable Duplicate Batch Creation Control' option is highlighted with a red box, and its value is set to 'Yes'.

**Note:** All item control selection there is no need to enable duplicate batch creation it will affect automatically in all stock items.

### 3) Go to Alter → Voucher Type → Purchase

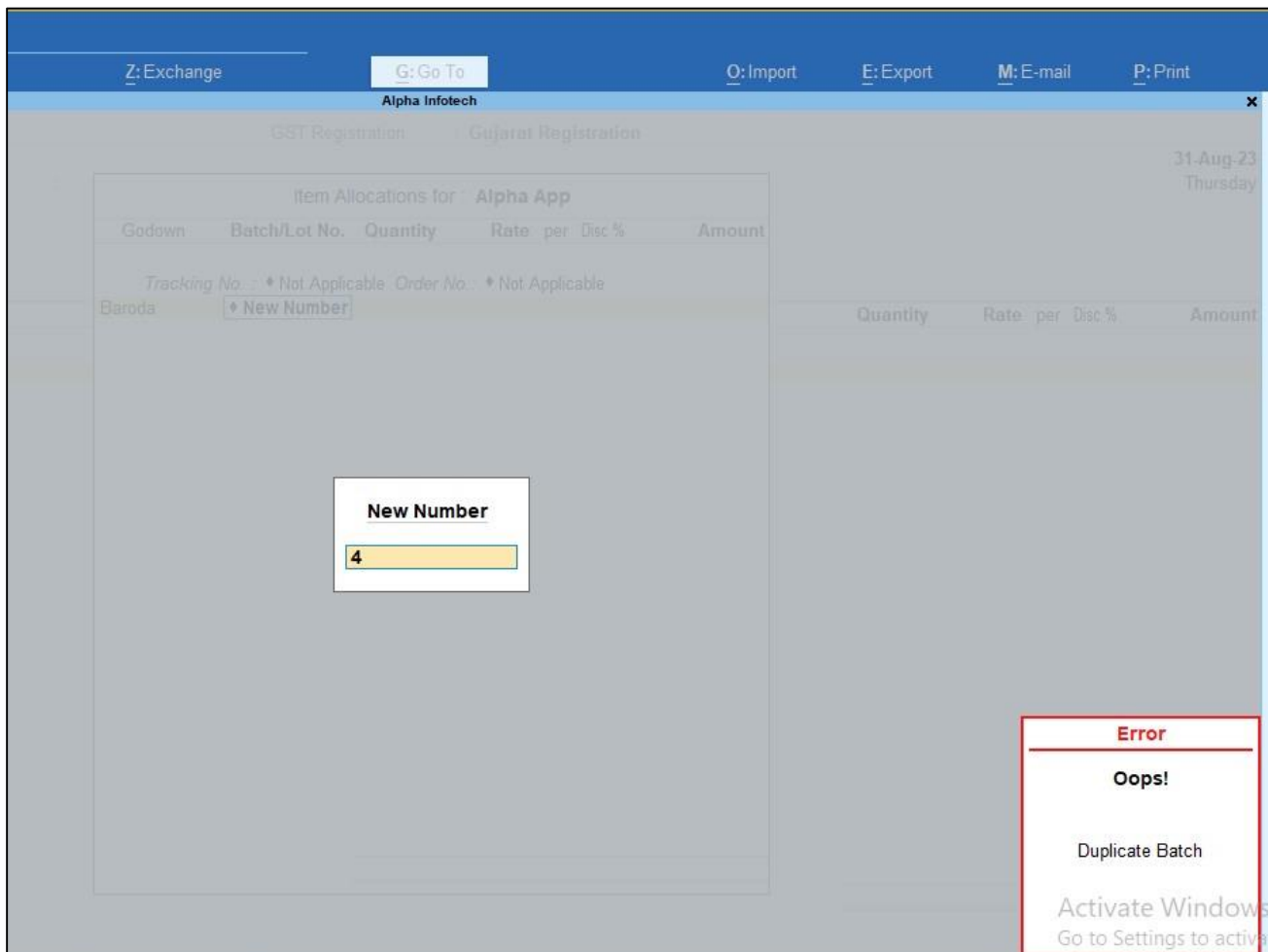
- Enable duplicate stock item batch creation and give control as per your requirement as shown below.

General		Printing	Name of Class
English : Name : Purchase		Print voucher after saving : No	
Select type of voucher : Purchase	Abbreviation : Purc	Enable Duplicate Stock Item Batch Creation Control ? Yes	
Activate this Voucher Type : Yes	Method of Voucher Numbering : Automatic	Control Type : Block	Control Type ◆ Not Applicable Block Warn
Numbering behaviour on insertion/deletion : Retain Original Voucher No.	Set/Alter additional numbering details : No		
Show unused vch nos. in transactions for Retain Original Voucher No. behaviour : Yes	Use effective dates for vouchers : No		
Allow zero-valued transactions : No	Make this voucher type as 'Optional' by default: No	<b>Statutory Details</b>	
Allow narration in voucher : Yes	Provide narrations for each ledger in voucher : No	Default GST Registration : ◆ Any	
Track Additional Costs for Purchases : No	Enable default accounting allocations : No	Use common voucher numbering series for all GST Registrations : Yes	

#### 4) Block Batch Creation :

Printing		Name of Class	
Print voucher after saving	: No		
Enable Duplicate Stock Item Batch Creation Control ?	Yes		
Control Type	: <b>Block</b>	<b>Control Type</b>	
		◆ Not Applicable	
		Block	
		Warn	

- Create Purchase Voucher → Pass Purchase entry → Enter batch which is already created in stock item now this add-on will block batch entry and give message duplicate batch as shown below.



The screenshot shows the TallyPrime interface with a 'New Number' dialog box open over a 'Baroda' stock item entry. The dialog box has a text field containing the number '4'. In the bottom right corner, an 'Error' message box is displayed with the text: 'Oops! Duplicate Batch'. The background shows a 'Purchase Voucher' entry for 'Alpha App' with a 'Baroda' item and a 'New Number' button.



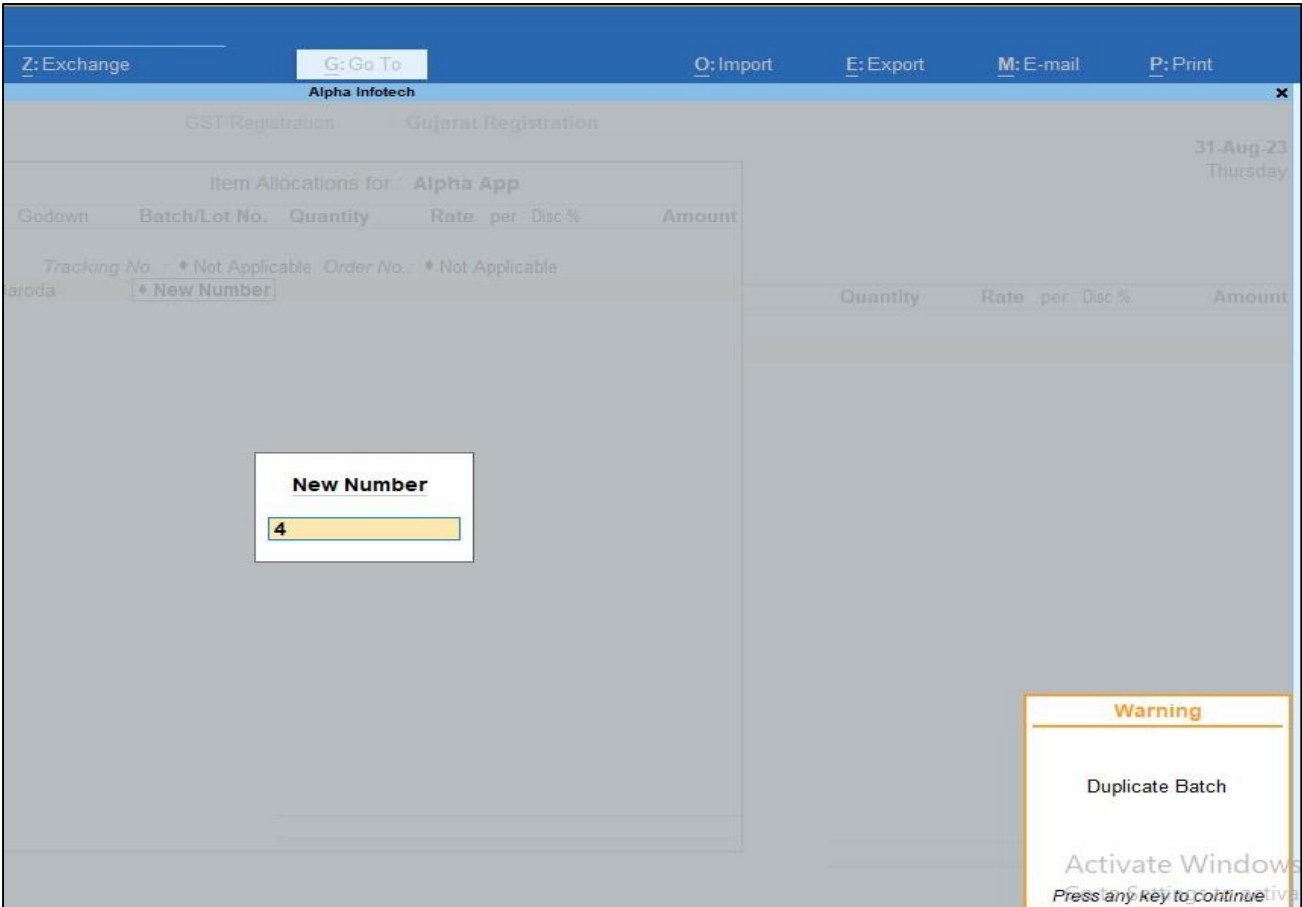
### 5) Warn Batch Creation:

Printing		Name of Class
Print voucher after saving	: No	
Enable Duplicate Stock Item Batch Creation Control ?	Yes	
Control Type	: Warn	

**Control Type**

- ◆ Not Applicable
- Block
- Warn**

- Create Purchase Voucher → Pass Purchase entry → Enter batch which is already created in stock item now this add-on will Warn batch entry and give message duplicate batch as shown below.



The screenshot shows the TallyPrime interface. At the top, there are menu options: Z: Exchange, G: Go To, O: Import, E: Export, M: E-mail, P: Print. Below this, there are tabs for 'Alpha Infotech', 'GST Registration', and 'Gujarat Registration'. The main window displays 'Item Allocations for: Alpha App' with columns for Godown, Batch/Lot No., Quantity, Rate per Disc%, and Amount. A 'New Number' dialog box is open, showing the number '4'. A 'Warning' message box is also visible, stating 'Duplicate Batch'.

## FAQ

### **Which version/release of TallyPrime does the add-on support?**

This add-on will work only from TallyPrime Release 1.0 onwards.

### **How will I get support for this add-on?**

For any functional support requirements please do write to us on [mail@aaplautomation.com](mailto:mail@aaplautomation.com) or call us at +91-288-2713956/57/58, +91-9023726215/16, 9099908115, 9825036442.

### **If I need some enhancements / changes to be incorporated for the add-on, whom should I contact?**

Please to write to us on [mail@aaplautomation.com](mailto:mail@aaplautomation.com) with your additional requirements and we will revert to you in 24 hours.

### **Will new features added be available to us?**

We offer one year availability of all support and new features free of cost. After one year, nominal subscription cost will be applicable to you to continue to get free support and updates.

### **What will happen after one year?**

There is no fixed annual charge to be payable mandatory. However if any changes are required in our Add-On to make compatible with New Release of TallyPrime then the modification Charges will be applied.

### **I am using a multi-site. Can I use the same Add-on for all the sites?**

No, one Add-on will work only for 1 site. You need to purchase again if you want to use the same Add-on for more sites.

### **TDL Management screen shows errors with the Add-on. What do I do?**

Check whether the error is because of the Add-on or because of clashes between 2 TDLs

(An add-on is also a TDL). In case of clashes, disable one or more TDLs and check which TDL has the error. If the Add-on has a problem, you can report it to us.

**My Tally went into educational mode after installing the add-on. What do I do?**

Go into **Gateway of Tally** → **Press F1 (Help)** → **TDL & Add-on** → **Press F4** and remove the Add-on from the list and Restart Tally.