




POWER OF SIMPLICITY

Print IRN Number in Single Line in E-Invoice – 1.0



Alpha Automation Pvt. Ltd.

Head Office

104-The Grand Apurva, Nr. Hotel Fortune Palace,

Nr. Digjam Circle, Airport Road - JAMNAGAR –Gujarat (India)

Phone No. : +91-288-2713956/57/58, 9023726215/16/17/18, 9099908115, 9825036442

Email : mail@aaplautomation.com

Branch Office

Rajkot : 807-Dhanrajni Complex, Nr. Hotel Imperial Palace, Dr. Yagnik Road, RAJKOT (Gujarat).

Gandhidham : 92-GMA Building, 2nd Floor, Plot No. -297, Sector-12B. GANDHIDHAM (Gujarat)

© 2021 Alpha Automation Pvt. Ltd. All rights reserved.

Tally, Tally 9, Tally9, Tally.ERP, Tally.ERP 9, Shoper, Shoper 9, Shoper POS, Shoper HO, Shoper 9 POS, Shoper 9 HO, TallyDeveloper, Tally.Server 9, Tally Developer, Tally. Developer 9, Tally.NET, Tally Development Environment, TallyPrime, TallyPrimeDeveloper, TallyPrime Server, Tally Extender, Tally Integrator, Tally Integrated Network, Tally Service Partner, TallyAcademy & Power of Simplicity are either registered trademarks or trademarks of Tally Solutions Pvt. Ltd. in India and/or other countries. All other trademarks are properties of their respective owners.

Version: Alpha Automation Pvt. Ltd. / Print IRN Number in Single Line in E-Invoice / 1.0/Jan -2024.

Print IRN Number in Single Line in E-Invoice - 1.0

Introduction

By default IRN Number is printed in 2 lines in E-Invoice. This add helps the user to print IRN Number in single line in E-Invoice.

Benefits

- IRN Number print in single line helps user to read it clearly and also copy and paste to other application easily.

What's New?

- Computable With Tally Prime.

Important!

Take back up of your company data before activating the Add-on.

Once you try/purchase an Add-on, follow the steps below to configure the Add-on and use it.

Installation

1. Copy the TCP file in TallyPrime Folder.
2. Gateway of Tally → F1 (Help) → TDL & Add-on → F4 (Manage Local TDL) → Select Yes in Load TDL on Startup and give the file name of TCP File. After pressing the Enter Key will show TDL Status which should be as Loaded.

System requirements: No additional hardware / software infrastructure is required for executing and operation this applications module

1. Activate the Add-on.

For TallyPrime Release 1.0

Go to **Gateway of Tally** → **F1: Help** → **TDL & Add-On** → **F6: Add-On Features**.
Alternatively, you may press **CTRL + ALT + T** from any menu to open TDL Management report and then press **F6: Add-On Features**

Set “**Yes**” to the option “Print IRN Number in Single Line in E-Invoice “



Add-On Features

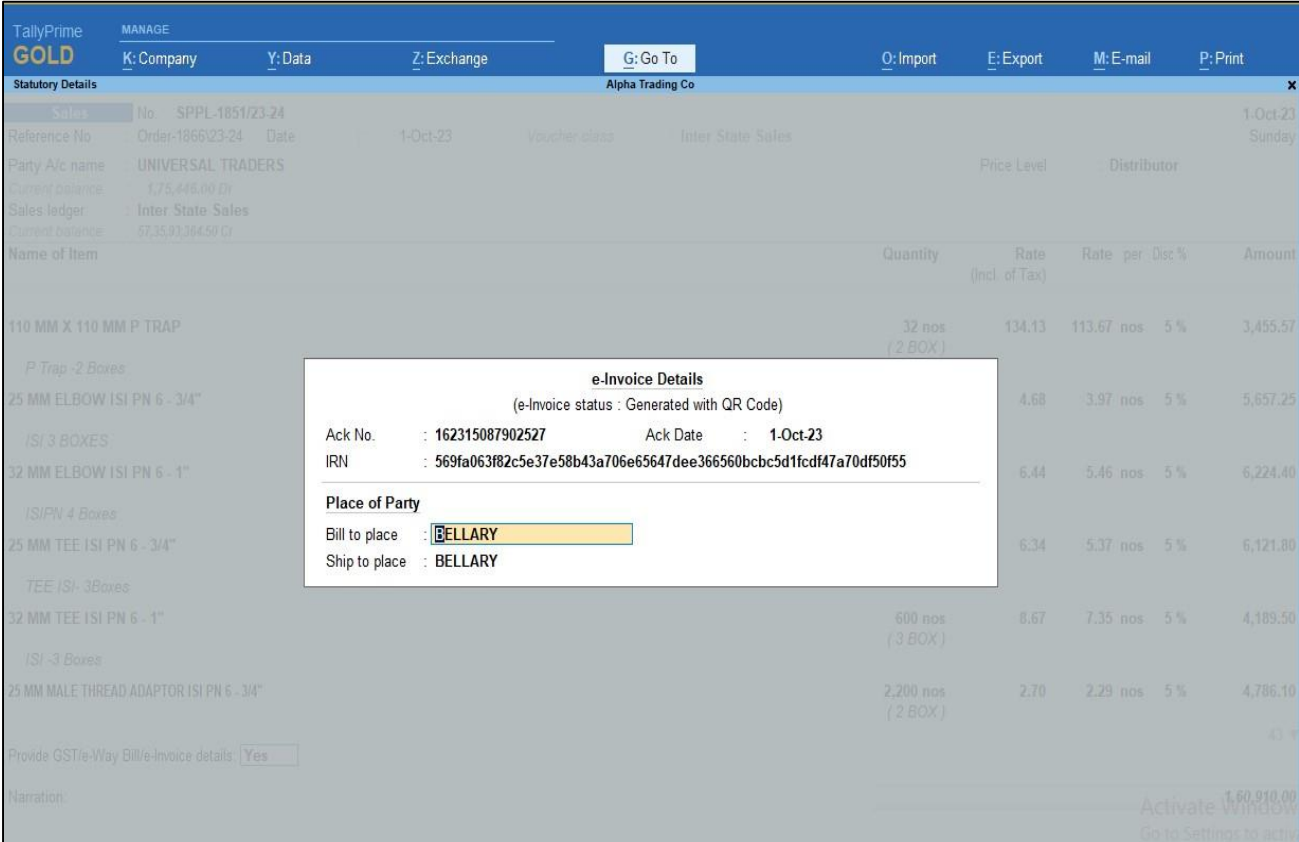
Print IRN Number in Single Line in E-Invoice ? **Yes**

Accept ?

Yes or No

Detail User Guide:

1. Go To Gateway of Tally → Vouchers → Sales → Prepare sales voucher and generate E-Invoice from that Voucher E-Invoice generated voucher as shown below.



The screenshot displays the TallyPrime interface for a sales voucher. The main window shows the following details:

- Statutory Details:** Alpha Trading Co
- Sales:** No. SPPL-1851/23-24, Date: 1-Oct-23, Voucher class: Inter State Sales
- Party A/c name:** UNIVERSAL TRADERS
- Current balance:** 1,75,448.00 Dr
- Sales ledger:** Inter State Sales
- Stamp balance:** 57,35,93,384.50 Cr

The items list is as follows:

Name of Item	Quantity	Rate (incl. of Tax)	Rate per	Disc %	Amount
110 MM X 110 MM P TRAP <i>P Trap - 2 Boxes</i>	32 nos (2 BOX)	134.13	113.67 nos	5 %	3,455.57
25 MM ELBOW ISI PN 6 - 3/4" <i>ISI 3 BOXES</i>		4.68	3.97 nos	5 %	5,657.25
32 MM ELBOW ISI PN 6 - 1" <i>ISI/PN 4 Boxes</i>		6.44	5.46 nos	5 %	6,224.40
25 MM TEE ISI PN 6 - 3/4" <i>TEE ISI 3Boxes</i>		6.34	5.37 nos	5 %	6,121.80
32 MM TEE ISI PN 6 - 1" <i>ISI - 3 Boxes</i>	600 nos (3 BOX)	8.67	7.35 nos	5 %	4,189.50
25 MM MALE THREAD ADAPTOR ISI PN 6 - 3/4" <i>ISI - 3 Boxes</i>	2,200 nos (2 BOX)	2.70	2.29 nos	5 %	4,786.10

The total amount is 1,60,910.00. A note at the bottom right says "Activate Window Go to Settings to activate".

An **e-Invoice Details** popup window is overlaid on the items list, showing:

- e-Invoice status:** Generated with QR Code
- Ack No.:** 162315087902527
- Ack Date:** 1-Oct-23
- IRN:** 569fa063f82c5e37e58b43a706e65647dee366560bcb5d1fcd47a70df50f55
- Place of Party:**
 - Bill to place:** BELLARY
 - Ship to place:** BELLARY


2. Print voucher (ALT+P) → before enabling add on IRN Number is print in multiple lines as shown below.

TallyPrime **GOLD** MANAGE
 K: Company Y: Data Z: Exchange G:Go To

TAX INVOICE (ORIGINAL FOR RECIPIENT) e-Invoice

IRN : 569fa063f82c5e37e58b43a706e65647dee366560bcbc5d1fc-d147a70d150f55

Ack No. : 162315087902527
 Ack Date : 1-Oct-23



Alpha Trading Co Plot No.: G-925, Lodhika GIDC, Kishan Gate, Village Metoda, Rajkot - 360021 GSTIN/UIN: 24AADCS9240A1ZR State Name : Gujarat, Code : 24 E-Mail : info@sumolexpipes.com	Invoice No. e-Way Bill No. Dated SPPL-1851/23-24 651622209793 1-Oct-23 Delivery Note Mode/Terms of Payment Dispatch Doc No. Delivery Note Date 1201 Dispatched through Destination VRL BELLARY Bill of Lading/LR-RR No. Motor Vehicle No. 456789 dt. 1-Oct-23 GJ11VV1927 Terms of Delivery
Consignee (Ship to) UNIVERSAL TRADERS DOOR NO.37-B, WARD NO. 23, SUDARSHANAM NAIDU STREET, RADIO PARK, BELLARY State Name : Karnataka, Code : 29	
Buyer (Bill to) UNIVERSAL TRADERS DOOR NO.37-B, WARD NO. 23, SUDARSHANAM NAIDU STREET, RADIO PARK, BELLARY State Name : Karnataka, Code : 29	


Sl No.	Description of Goods and Services	Alt. Quantity	Quantity	Rate	per	Amount
1	110 MM X 110 MM P TRAP	2 BOX	32 nos	113.67	nos	3,455.57
2	25 MM ELBOW ISI PN 6 - 3/4"	3 BOX	1,500 nos	3.97	nos	5,657.25
3	32 MM ELBOW ISI PN 6 - 1"	4 BOX	1,200 nos	5.46	nos	6,224.40
4	25 MM TEE ISI PN 6 - 3/4"	3 BOX	1,200 nos	5.37	nos	6,121.80

3. After add-on enable print invoice → IRN Number is print in one single line as shown below.

TallyPrime **GOLD** MANAGE
 K: Company Y: Data Z: Exchange G: Go To

TAX INVOICE (ORIGINAL FOR RECIPIENT) e-Invoice

IRN : 569fa063f82c5e37e58b43a706e65647dee366560bcbc5d1fcd147a70df50f55
 Ack No. : 162315087902527
 Ack Date : 1-Oct-23



Alpha Trading Co Plot No.: G-925, Lodhika GIDC, Kishan Gate, Village Metoda, Rajkot - 360021 GSTIN/UIN: 24AADCS9240A1ZR State Name : Gujarat, Code : 24 E-Mail : info@sumolexpipes.com	Invoice No. e-Way Bill No. Dated SPPL1851/23-24 651622209793 1-Oct-23 Delivery Note Mode/Terms of Payment Dispatch Doc No. Delivery Note Date 1201 Dispatched through Destination VRL BELLARY Bill of Lading/LR-RR No. Motor Vehicle No. 456789 dt. 1-Oct-23 GJ11VV1927 Terms of Delivery
Consignee (Ship to) UNIVERSAL TRADERS DOOR NO.37-B,WARD NO.23, SUDARSHANAM NAIDU STREET, RADIO PARK, BELLARY State Name : Karnataka, Code : 29	Buyer (Bill to) UNIVERSAL TRADERS DOOR NO.37-B,WARD NO.23, SUDARSHANAM NAIDU STREET, RADIO PARK, BELLARY State Name : Karnataka, Code : 29

Sl No.	Description of Goods and Services	Alt. Quantity	Quantity	Rate	per	Amount
1	110 MM X 110 MM P TRAP	2 BOX	32 nos	113.67	nos	3,455.57
2	25 MM ELBOW ISI PN 6 - 3/4"	3 BOX	1,500 nos	3.97	nos	5,657.25
3	32 MM ELBOW ISI PN 6 - 1"	4 BOX	1,200 nos	5.46	nos	6,224.40

FAQ

Which version/release of TallyPrime does the add-on support?

This add-on will work only from TallyPrime Release 1.0 onwards.

How will I get support for this add-on?

For any functional support requirements please do write to us on mail@aaplautomation.com or call us at +91-288-2713956/57/58, +91-9023726215/16/17, 9099908115, 9825036442.

If I need some enhancements / changes to be incorporated for the add-on, whom should I contact?

Please to write to us on mail@aaplautomation.com with your additional requirements and we will revert to you in 24 hours.

Will new features added be available to us?

We offer one year availability of all support and new features free of cost. After one year, nominal subscription cost will be applicable to you to continue to get free support and updates.

What will happen after one year?

There is no fixed annual charge to be payable mandatory. However if any changes are required in our Add-On to make compatible with New Release of TallyPrime then the modification Charges will be applied.

I am using a multi-site. Can I use the same Add-on for all the sites?

No, one Add-on will work only for 1 site. You need to purchase again if you want to use the same Add-on for more sites.

TDL Management screen shows errors with the Add-on. What do I do?

Check whether the error is because of the Add-on or because of clashes between 2 TDLs (An add-on is also a TDL). In case of clashes, disable one or more TDLs and check which TDL has the error. If the Add-on has a problem, you can report it to us.

My Tally went into educational mode after installing the add-on. What do I do?

Go into **Gateway of Tally** → **Press F1 (Help)** → **TDL & Add-on** → **Press F4** and remove the Add-on from the list and Restart Tally.